



## **Full UNHCR Disbursements Extract 2006**

### **MTEF Forecasts 2007 - 2010**

#### **ODAmoz**

Prepared by Alexander Bohr (IDC) on basis of 1Q 2007 extract  
Financed by the European Commission



<b>Index:</b>	<b>Pages</b>
<b>1. Introduction</b>	<b>3</b>
<b>2. Overview of aggregated Donor data in ODAmoz in US\$</b>	<b>4</b>
<b>3. Charts and List of UNHCR's Project Disbursements including Forecasts 2007 – 2010</b>	<b>12</b>
<b>4. Glossary of Fields mentioned in Project Fact Sheets</b>	<b>15</b>
<b>5. Individual Project Fact Sheets</b>	<b>19</b>

## **Introduction:**

The purpose of this full UNHCR 2006 disbursements and 2007 – 2010 forecast (MTEF) extract of ODAmoz is to provide Donors and the Government of Mozambique with a greater understanding of UNHCR's activities in Mozambique. This exercise is part of the Donor efforts to strengthen Coordination & Harmonization in the follow up of the Paris Declaration on Aid Effectiveness and a consequence of donor reporting requirements towards the Government of Mozambique, and in special the Departamento de Investimento e Cooperação (DIC) at the Ministry of Plan and Development (MPD).

The data provided is based on the data provided by UNHCR in Mozambique. Completeness and exactness can only be guaranteed up to the 1<sup>st</sup> Quarter 2007 disbursement data. Forecast data is subject to own judgment of those reporting, and therefore might not always represent reality.

The only sector codification allowed is the unique DAC/CRS sector classification which provides one five digit sector code per project, which should be the same in Headquarters and Field Offices. This will allow data from ODAmoz from different Donors to be compared nationally and internationally while at the same time providing a standard basis for analysis.

The same kind of report on disbursements 2006, forecasts 2007 - 2010 is available for each individual Donor participating in ODAmoz and for future quarterly reporting towards the Government of Mozambique.

Attached you will therefore find an overview of aggregated donor data per donor and Sector in ODAmoz, in US \$ (according to OE exchange rates 2007), a list of all UNHCR project disbursements as well as forecasts, a glossary of all the fields that may be mentioned in the Project Fact Sheets and all UNHCR's projects available as Project Fact Sheets.

Please feel free to visit the ODAmoz website:

[www.odamoz.org.mz](http://www.odamoz.org.mz)

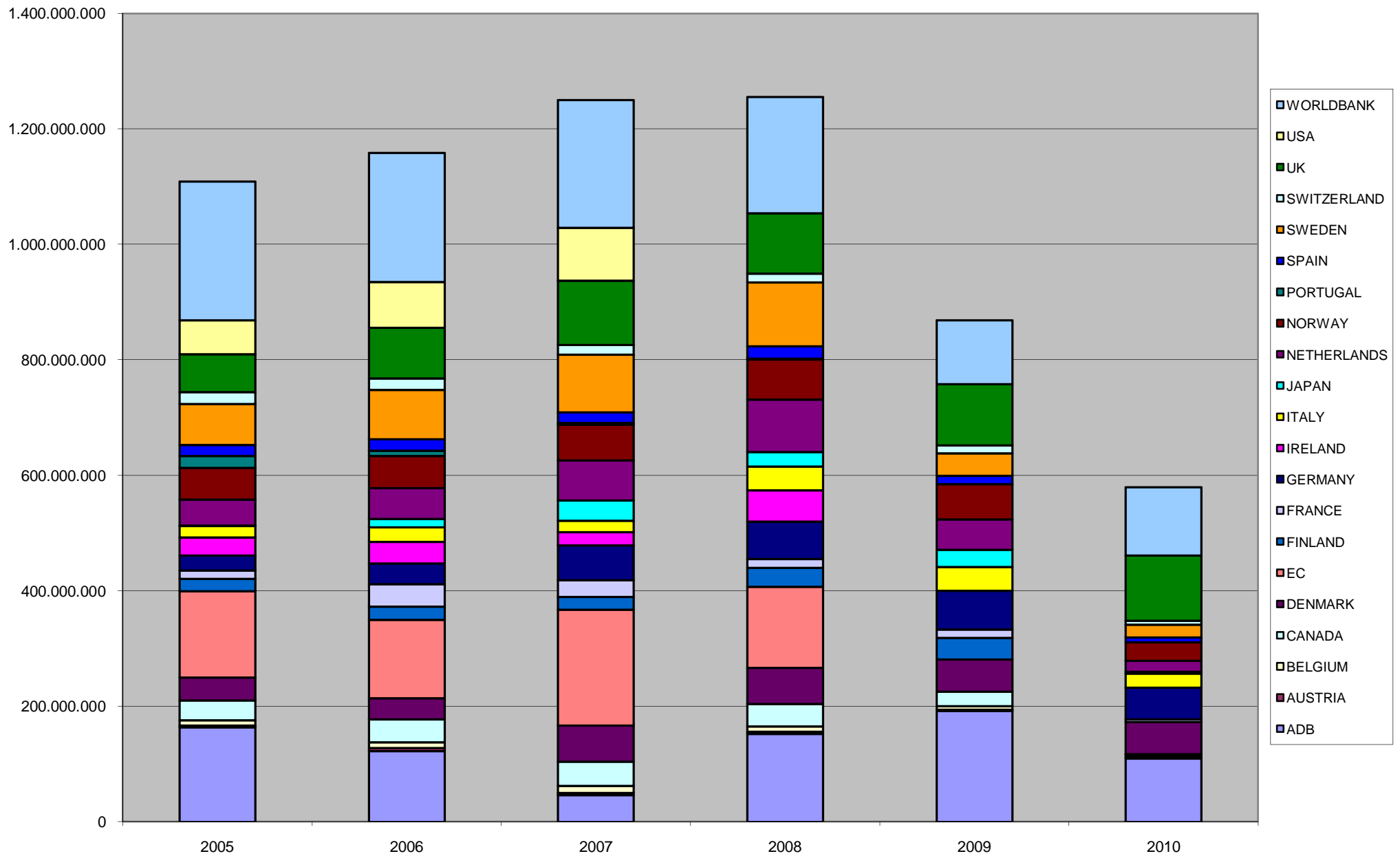
for further information.

**Exchange Rate to the US \$ used in ODAmoz, based on the  
OE 2007 Rate**

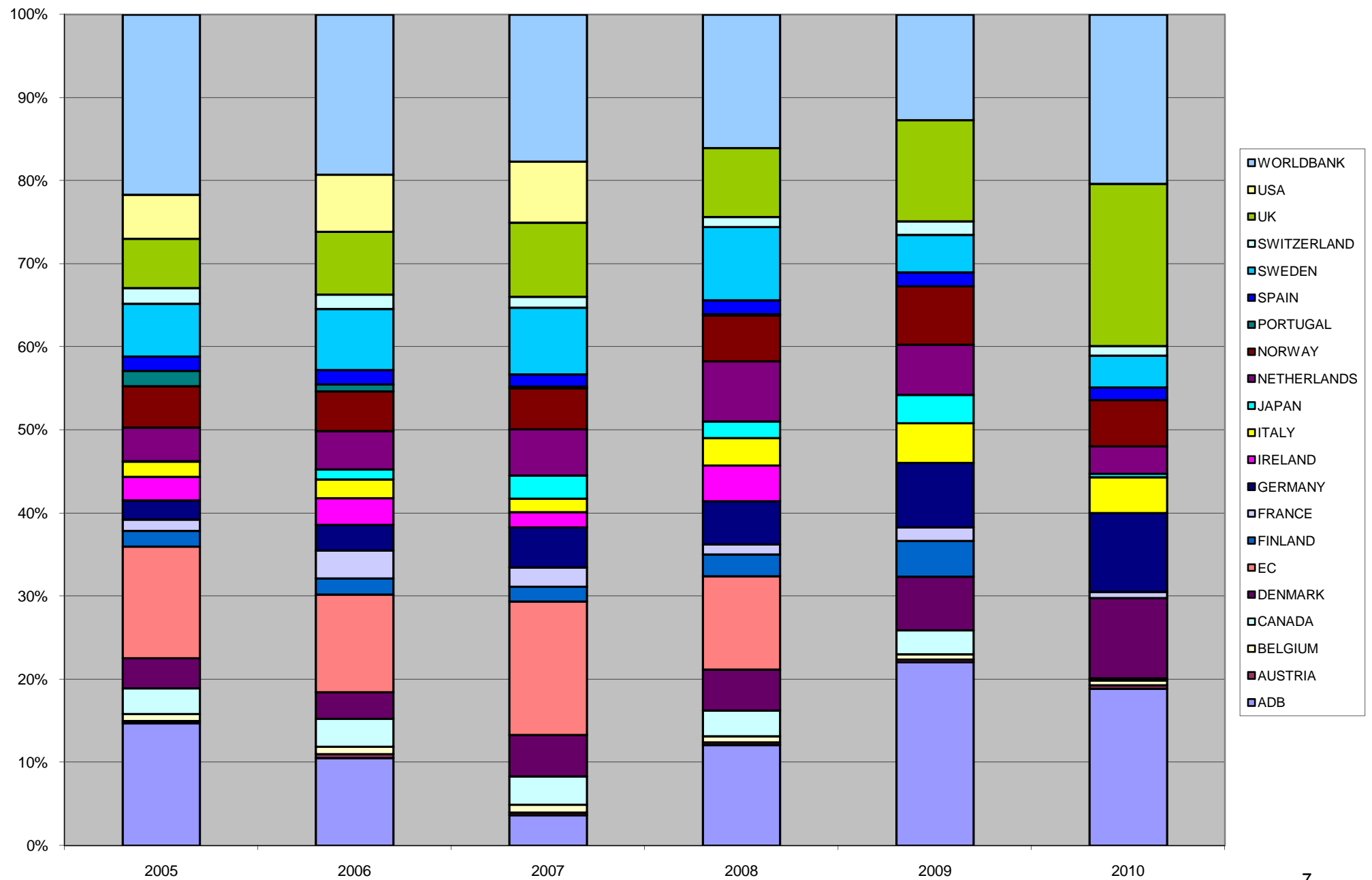
<b>Donr/ Agency</b>	<b>Local Currency</b>	<b>Exchange Rate to US\$</b>
ADB	BUA	0,69
AUSTRIA	EUR	0,88
BELGIUM	EUR	0,88
CANADA	CAD	1,22
DENMARK	DKK	6,42
EC	EUR	0,88
FINLAND	EUR	0,88
FRANCE	EUR	0,88
GERMANY	EUR	0,88
IRELAND	EUR	0,88
ITALY	EUR	0,88
JAPAN	JPY	122,05
NETHERLANDS	EUR	0,88
NORWAY	NOK	6,63
PORTUGAL	EUR	0,88
SPAIN	EUR	0,88
SWEDEN	SEK	7,85
SWITZERLAND	CHF	1,31
UK	GBP	0,58
USA	US	1
WORLDBANK	US	1
FAO	US	1
UNDP	US	1
UNESCO	US	1
UNFPA	US	1
UNHABITAT	US	1
UNHCR	US	1
UNICEF	US	1
UNIDO	US	1
WFP	US	1
WHO	US	1

Total Aid Flows of Donors/ UN Agencies 2005 - 2010 in US \$						
	2005 Total	2006 Total	2007 Total	2008 Total	2009 Total	2010 Total
<b>Donors</b>						
ADB	163.186.957	121.923.030	46.033.332	152.209.003	191.640.581	109.318.841
AUSTRIA	3.318.482	5.582.930	3.947.227	3.880.314	2.600.575	2.508.196
BELGIUM	8.971.068	10.319.635	11.642.046	9.193.184	5.568.183	3.181.819
CANADA	34.352.922	39.011.613	42.433.117	38.805.880	25.089.189	1.639.344
DENMARK	40.157.505	37.325.226	62.241.330	62.071.649	55.965.730	55.965.729
EC	148.906.247	135.618.259	201.124.761	141.013.559	0	0
FINLAND	21.363.231	22.992.772	21.804.901	32.364.058	37.580.028	0
FRANCE	14.998.610	38.968.520	29.013.229	15.250.000	14.190.375	4.312.500
GERMANY	25.617.811	35.753.765	60.141.496	65.299.337	67.329.547	55.022.918
IRELAND	31.619.344	36.906.441	23.170.199	53.948.865	0	0
ITALY	19.977.435	25.875.346	20.161.384	41.359.204	41.342.546	24.924.242
JAPAN	423.810	14.392.679	34.995.780	24.900.379	29.818.347	2.453.676
NETHERLANDS	45.122.669	53.143.831	69.419.806	90.893.319	52.199.715	19.047.841
NORWAY	54.984.284	55.402.374	61.751.783	69.334.992	61.040.225	32.277.527
PORTUGAL	20.615.444	9.586.932	2.592.327	1.750.000	0	0
SPAIN	19.276.276	20.059.494	18.259.688	21.249.937	14.662.390	8.801.136
SWEDEN	70.420.142	85.326.882	100.501.662	110.601.684	38.864.458	22.121.917
SWITZERLAND	21.007.329	19.992.367	16.362.208	15.061.070	14.175.573	6.839.696
UK	65.760.930	87.788.921	111.733.621	104.553.446	105.922.412	112.837.930
USA	58.348.343	79.337.636	91.321.037	0	0	0
WORLDBANK	240.820.000	223.405.000	221.592.000	201.480.000	110.320.000	118.130.000
<b>SUM</b>	<b>1.109.248.839</b>	<b>1.158.713.653</b>	<b>1.250.242.934</b>	<b>1.255.219.880</b>	<b>868.309.874</b>	<b>579.383.312</b>
<b>UN Agencies</b>						
FAO	4.404.106	8.331.852	7.325.129	2.925.695	0	0
UNDP	5.121.052	6.651.592	16.986.156	11.948.070	7.490.000	0
UNESCO	107.044	516.320	3.256.086	3.266.112	1.025.739	0
UNFPA	0	0	1.913.830	0	0	0
UNHABITAT	442.992	161.581	0	0	0	0
UNHCR	0	0	450.750	0	0	0
UNICEF	7.466.660	8.110.257	25.904.143	27.808.000	27.995.000	250.000
UNIDO	101.212	1.874.700	0	0	0	0
WFP	27.248.000	28.784.000	7.172.400	14.326.000	13.029.000	0
WHO	0	2.283.509	7.198.493	4.433.500	4.433.500	0
<b>SUM</b>	<b>44.891.066</b>	<b>56.713.811</b>	<b>70.206.987</b>	<b>64.707.377</b>	<b>53.973.239</b>	<b>250.000</b>

Total Aid Flows of Donors 2005 - 2010 (US-\$)



Total Aid Flows of Donors 2005 - 2010 (in %)



**Total Aid Flows of UN Agencies 2005 - 2010 (US-\$)**





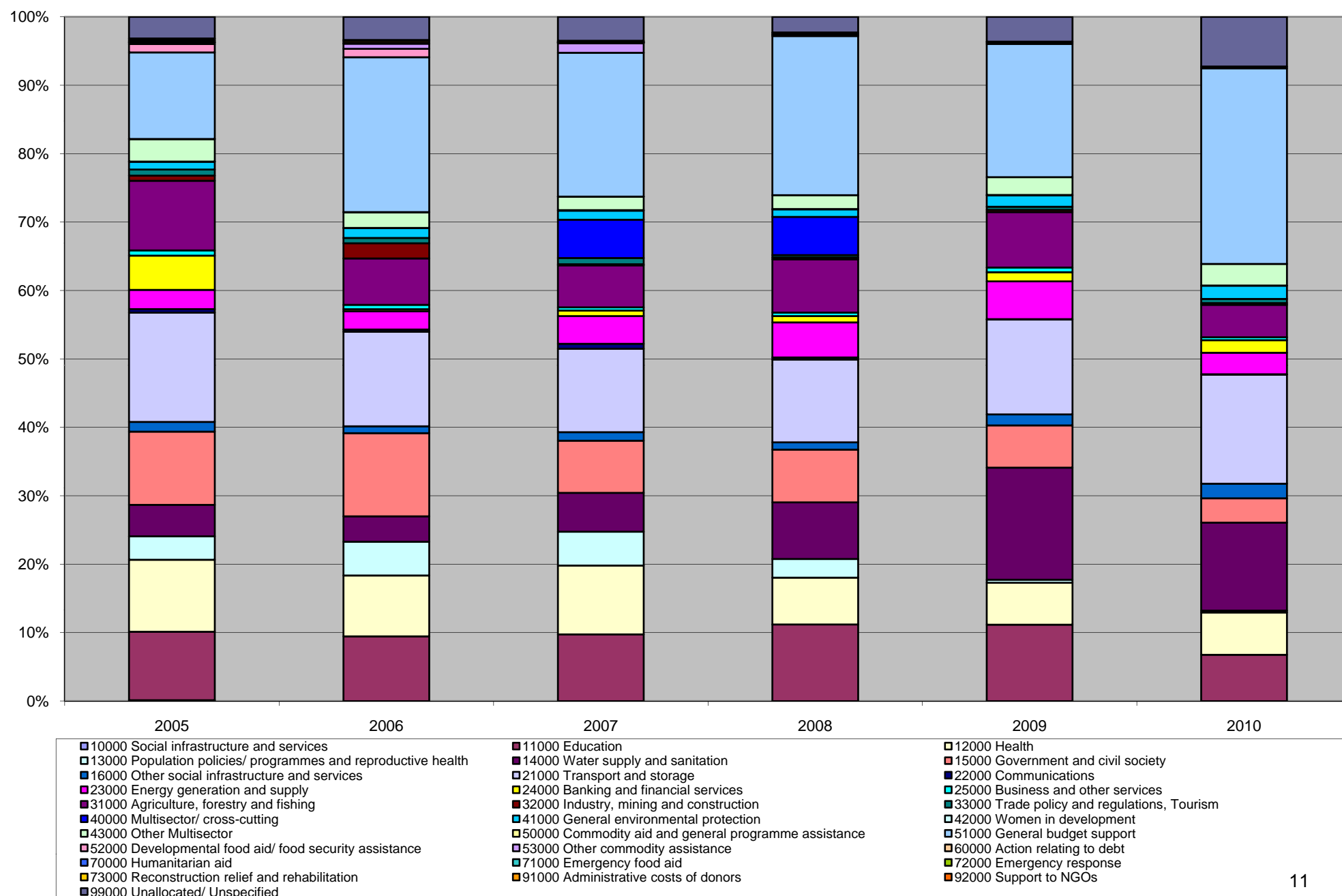
<b>Total Aid Flows to Sectors 2005 - 2010 (US-\$)</b>						
	<b>2005</b>	<b>2006</b>	<b>2007</b>	<b>2008</b>	<b>2009</b>	<b>2010</b>
10000 Social infrastructure and services	1.542.506	0	0	0	0	0
11000 Education	110.905.974	109.635.075	121.988.584	140.624.459	97.001.485	39.173.508
12000 Health	116.679.652	103.078.074	125.673.875	85.955.252	53.143.017	35.868.979
13000 Population policies/ programmes and reproductive health	38.122.826	57.087.558	61.949.540	34.131.094	3.885.628	1.639.344
14000 Water supply and sanitation	50.904.392	43.164.999	70.986.220	103.830.332	142.276.570	74.445.931
15000 Government and civil society	118.717.468	140.725.471	95.205.709	96.839.474	53.472.577	20.601.230
16000 Other social infrastructure and services	15.630.526	11.735.311	15.504.349	13.329.664	14.020.205	12.325.872
21000 Transport and storage	177.280.999	160.216.860	152.506.234	152.013.030	120.379.668	92.470.052
22000 Communications	5.775.956	3.619.835	9.051.442	3.733.197	513.099	229.008
23000 Energy generation and supply	31.008.473	30.795.842	50.740.658	64.177.763	47.971.692	18.222.930
24000 Banking and financial services	55.657.867	3.614.213	10.029.423	11.714.293	11.563.751	10.640.601
25000 Business and other services	8.492.695	7.446.936	5.762.981	6.280.470	6.002.341	2.492.212
31000 Agriculture, forestry and fishing	112.859.749	78.522.389	76.810.346	97.692.328	70.321.679	27.401.125
32000 Industry, mining and construction	8.350.105	25.543.737	1.956.855	3.560.889	2.825.950	1.508.296
33000 Trade policy and regulations, Tourism	9.815.430	9.121.712	11.359.967	4.413.130	4.031.450	3.520.000
40000 Multisector/ cross-cutting	0	0	70.000.000	70.000.000	0	0
41000 General environmental protection	12.761.234	16.587.853	16.675.934	13.798.712	14.436.530	11.239.947
42000 Women in development	100.072	400.116	871.421	583.171	432.341	130.682
43000 Other Multisector	36.493.920	26.674.564	24.672.784	25.430.448	22.604.613	18.282.294
50000 Commodity aid and general programme assistance	179.944	179.944	85.227	0	0	0
51000 General budget support	140.321.632	262.137.559	262.749.091	291.906.807	169.107.788	165.643.922
52000 Developmental food aid/ food security assistance	13.512.247	14.318.181	0	2.272.727	0	0
53000 Other commodity assistance	0	8.563.251	17.588.361	0	0	0
60000 Action relating to debt	2.674.381	0	0	0	0	0
70000 Humanitarian aid	0	1.058.093	634.191	0	0	0
71000 Emergency food aid	340.909	0	340.909	0	0	0
72000 Emergency response	151.060	0	927.273	909.091	0	0
73000 Reconstruction relief and rehabilitation	0	0	37.765	0	0	0
91000 Administrative costs of donors	2.876.253	3.531.700	1.163.286	2.631.264	2.222.173	1.526.718
92000 Support to NGOs	3.005.273	1.683.951	1.209.175	724.223	683.239	0
99000 Unallocated/ Unspecified	35.087.296	39.270.429	43.761.334	28.668.062	31.414.078	42.020.661
<b>Sum without UN</b>	<b>1.109.248.839</b>	<b>1.158.713.653</b>	<b>1.250.242.934</b>	<b>1.255.219.880</b>	<b>868.309.874</b>	<b>579.383.312</b>

**Total Aid Flows of Donors to Sectors 2005 - 2010 (US-\$)**



- |   |  |   |
|---|--|---|
| 10000 Social infrastructure and services                      | 11000 Education                                      | 12000 Health                                |
| 13000 Population policies/ programmes and reproductive health | 14000 Water supply and sanitation                    | 15000 Government and civil society          |
| 16000 Other social infrastructure and services                | 21000 Transport and storage                          | 22000 Communications                        |
| 23000 Energy generation and supply                            | 24000 Banking and financial services                 | 25000 Business and other services           |
| 31000 Agriculture, forestry and fishing                       | 32000 Industry, mining and construction              | 33000 Trade policy and regulations, Tourism |
| 40000 Multisector/ cross-cutting                              | 41000 General environmental protection               | 42000 Women in development                  |
| 43000 Other Multisector                                       | 50000 Commodity aid and general programme assistance | 51000 General budget support                |
| 52000 Developmental food aid/ food security assistance        | 53000 Other commodity assistance                     | 60000 Action relating to debt               |
| 70000 Humanitarian aid  | 71000 Emergency food aid                             | 72000 Emergency response                    |
| 73000 Reconstruction relief and rehabilitation                | 91000 Administrative costs of donors                 | 92000 Support to NGOs                       |
| 99000 Unallocated/ Unspecified                                |  |   |

Total Aid Flows of Donors to Sectors 2005 - 2010 (in %)



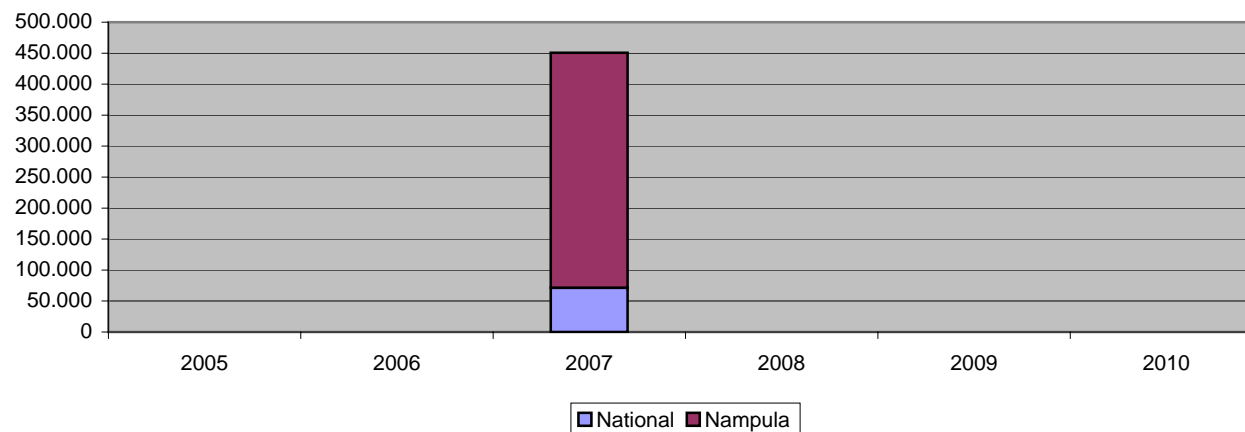
**Aid Flows of UNHCR by Province 2005 - 2010 (US-\$)**

	<b>2005</b>	<b>2006</b>	<b>2007</b>	<b>2008</b>	<b>2009</b>	<b>2010</b>
<b>National</b>	0	0	71250	0	0	0
<b>Nampula</b>	0	0	379.500	0	0	0
<b>Sum</b>	<b>0</b>	<b>0</b>	<b>450.750</b>	<b>0</b>	<b>0</b>	<b>0</b>

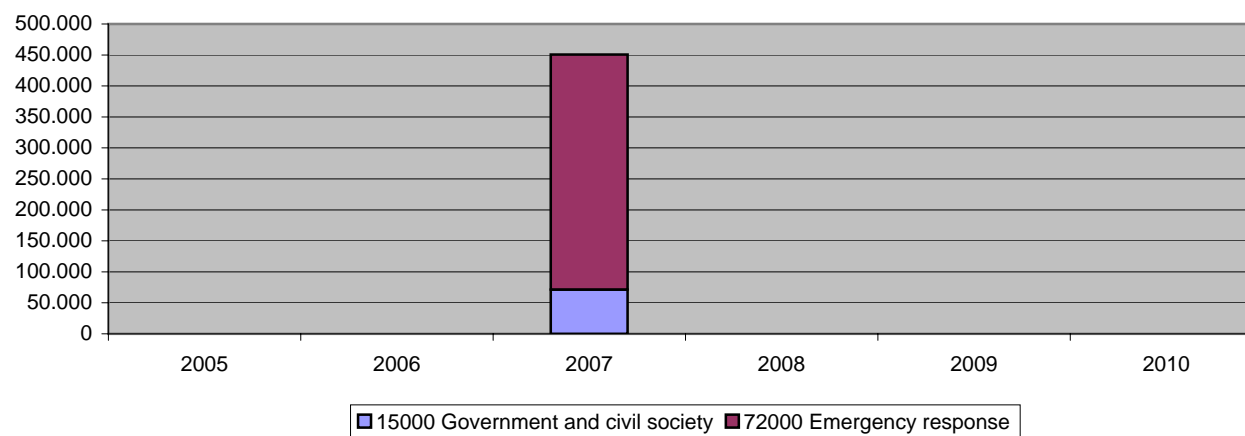
**Aid Flows of UNHCR by Sector 2005 - 2010 (US-\$)**

	<b>2005</b>	<b>2006</b>	<b>2007</b>	<b>2008</b>	<b>2009</b>	<b>2010</b>
<b>15000 Government and civil society</b>	0	0	71.250	0	0	0
<b>72000 Emergency response</b>	0	0	379.500	0	0	0
<b>Sum</b>	<b>0</b>	<b>0</b>	<b>450.750</b>	<b>0</b>	<b>0</b>	<b>0</b>

**Aid Flows of UNHCR by Province 2005 - 2010 (US-\$)**



**Aid Flows of UNHCR by Sector 2005 - 2010 (US-\$)**



Agency	Project n°	Project Designation	Project Status	On/Off Budget	Funding Type	Sector	Currency	Total Amount	Total Disbursed	Undisbursed Funds	2005 Total	2006 Total	2007 Total	2008 Total	2009 Total	2010 Total
UNHCR																
UNHCR	07/AB/MOZ/LS/400	Local Settlement of Refugees in Mozambique	On Going	Off Budget	Project	72020 Aid to refugees (in donor country)	US \$	1.518.000	0	1.518.000	0	0	379.500	0	0	0
UNHCR	07/AB/SAO/CM/200	Refugee Status Determination in Mozambique	On Going	Off Budget	Project	15130 Legal and judicial development	US \$	285.000	0	285.000	0	0	71.250	0	0	0
							Totals	1.803.000	0	1.803.000	0	0	450.750	0	0	0

## Description of Data Fields and Data Entry Guidelines.

1.	Donor	Name of Donor
2.	Project / Programme Title	<p><u>Content/description:</u> A short, for the general public understandable title for the project.</p> <ul style="list-style-type: none"> <li>• The primary purpose of the title is <u>not</u> to inform about the project's content, but it is to lead the user to the required, more detailed information.</li> <li>• If the 'official' title is too long (more than 40-50 characters), try to shorten it.</li> <li>• Avoid abbreviations.</li> <li>• Avoid repeating information contained in one of the other data fields, such as duration, location or partner. Include them, if required for distinction between other projects (of the same agency).</li> <li>• Exclude information on project status, -phase, or -cycle and include them in the project description.</li> </ul> <p><u>Examples:</u></p> <ul style="list-style-type: none"> <li>• NOT: "Operational trial of maternal mortality reduction through establishment of maternity waiting homes (MWH) providing access to essential obstetric care (EOC) in 2 pilot districts"</li> <li>• BUT: "Reduction of maternal mortality" (this is enough information to lead the interested user to the more detailed project data)</li> </ul>
2.1	Other UN Agency involved	Name of other UN Agency involved in the project (collaboration, cost sharing...) – <b>UN Specific Field</b>
4.	Project Number	Specific project number. EC Example: 9ACPMOZ001 – <b>For Donors: If the Project is implemented by an UN Agency please include name of UN Agency in the Project Number e.g : 9ACPMOZ001 / UNDP (NEW)</b>
5.	Mozambique Budget Project number	Field for input of the related Mozambican Project Number in the State Budget (OGE) once a project is ON-Budget. <b>IMPORTANT: Entry into this field is necessary if you want the Project to become ON-Budget. If you do not know the MZ Budget Nr please input tbd. In case it is Budget Support or Sector Support please include respective information: e.g GBS or PROAGRI (NEW)</b>
6 - 8.	Member State Project Officer – name, phone and e-mail	Either a person who directly answers questions, inquiries or feedbacks, or an administrative assistant who coordinates them.
9.	Project Internet Link	A direct web link to existing, more detailed project information on the internet (if up-to-date). If no such information is available, please leave the fields empty instead of providing a link to the Donor's homepage.

## Description of Data Fields and Data Entry Guidelines.

10.	Brief Project Description	<p>The project description preferably consists of the following information:</p> <p><b>Context:</b> Basic background information which helps (the general public) to understand the project description.</p> <ul style="list-style-type: none"> <li>• Problem to be addressed</li> <li>• Explanation on the national institutional and legal framework</li> <li>• Reference to findings of relevant reviews or evaluations.</li> </ul> <p><b>Goals/objectives:</b> The purpose or goal representing the desired result that a project or programme seeks to achieve. This can be written in a short statement covering the main objectives pursued by the project, or in a list of objectives, described in keywords. Include target groups and number of beneficiaries if the data is available and if it helps to understand the scope of the project. If goals are described by using % figures, make sure that the respective basis (100%) and the time frame are known.</p> <p><b>Implementation:</b></p> <ul style="list-style-type: none"> <li>• Key activities (main actions to achieve above described goals)</li> <li>• Explanations on cooperation and partnerships (context specific information on partner involvement; additional information to the 'partners' section)</li> </ul>
11.	Comments	Any information you want to add especially in the draft version in order for your colleagues to check e.g. on information missing.
12 – 14	Duration and status of project	The duration is the time from the actual project start- to the actual anticipated project end date, which means that delays are taken into consideration. The status of a project can be selected to be either pipeline, ongoing or completed.
15.	Funding Type	<p>Chose the project / programme's funding type:</p> <p><b>Grant or Loan;</b> A <b>grant</b> is a fund given as a gift for a specified purpose by a multilateral institution, a government, a non-governmental institution, a foundation, a company or an individual. A <b>loan</b> is a fund which must be repaid</p> <p>If it is <b>On/Off Budget</b>, meaning it appears or does not appear in the <b>current</b> Orcamento Geral do Estado OGE; <b>In order to enable this field as ON-Budget, enter relevant information in the Mozambican Budget Nr, Field Nr 5 (NEW)</b></p> <p>Whether it is <b>Budget Support, a Fundo Commun, a Project, Technical Assistance or a Study</b>. Please explicitly chose the Fundo Commun out of the available list <b>(NEW)</b></p>
16.	Total Amount	<p>The amount of <b>"TOTAL"</b> funding (up to date, in your own currency) that has been approved. A commitment is a firm obligation expressed in an agreement or equivalent contract. If the commitment is not finalized yet but you are confident of it happening, the status "pipeline" will indicate this!</p> <p>Remarks:</p> <ul style="list-style-type: none"> <li>• Zero values in the field 'committed funds' will not be displayed in reports.</li> <li>• "Own currency" values are automatically transformed into US \$ using average yearly exchange rates</li> </ul> <p><b>UN Agencies:</b> Please from now on include the full amount of your project funding without differentiating into "core". Donors Funding below is just indicative and is NOT added into the total Amount anymore <b>(NEW)</b></p>
16.1	Donors' Name and Funding	<p><b>UN Agencies only:</b> Amount of Funds received from Cost Sharing.</p> <p>In the Donor Project Number: please put in reference of the Donor Project Number if available, so that the link with the donor and UN agency can be made. <b>This information</b></p>



## Description of Data Fields and Data Entry Guidelines.

		is only indicative and will not influence anymore the Total Amount of the Project in the Database (NEW)
17.	Total Amount Disbursed up to end of 2004	The amount of project / programme funds (in your own currency) that have been paid up to end of year <b>2004</b> . This is a necessary field for historic financial data, the baseline of ODAmoz being 2005.
18.	Total Amount Disbursed	The amount of project / programme funds (in your own currency) that have been paid up to date – This field is calculated automatically
19.	Undisbursed Funds	The actual amount of funds (in your own currency) still available at current date / moment - This field is calculated automatically
20. - 21.	Quarterly Disbursements  (including Forecasts – MTEF)	<p>The amount of funds (in your own currency) paid per Quarter of the Year, from 2005 to the present Year and the forecasts for the Quarters ahead of the present Year as well as yearly totals of the Medium Term Expenditure Forecast MTEF (n + 3 years)</p> <p>Please try to estimate, if exact data not available, with the present quarter and the forecasts for future quarters and years the most important figures as requested by the Ministry of Planning/DIC for Budget Planning purposes.</p>
21.1	Government Counterpart / Codificacao Organica	The national institution that is responsible for the Agency/Donor Project on Government side. <b>A set of official Budget designations of institutions is given as a drop down field. Similar to the DAC sector, this field just allows the choice of one Beneficiary/counterpart.</b> In case of several counterparts please choose a main one or split the project accordingly. This has been included on request by DNO for budgeting purposes. <b>See Annex II (NEW)</b>
22.	Implementing Organization / Executing Agency	<p>The Implementing Organization can be an NGO, a ministry or any other organization in charge of implementing the project. More than one can be entered.</p> <p>Contact name, phone number and e-mail address of project coordinator should be included.</p> <p>Remarks:</p> <ul style="list-style-type: none"> <li>• To add another implementing organisation click on the "Add Another Implementing Organisation" button.</li> <li>• To delete an implementing organisation click on the "Delete" button on the respective row.</li> </ul>
23.	DAC Sector	<p><u>Context/description:</u> Area(s) of <b>core activity</b> of a project.</p> <p>As the DAC/CRS Sector codification is the only international standard useable for interagency or inter-donor statistical comparability, it is necessary to use only this type of codification. <b>See Annex III</b></p> <p>The selection of only one sector is allowed. It is extremely important, that the selection reflects the official DAC/CRS codification used by the member State for reporting to the OECD. Member States should therefore request this information from their Head Quarters in case this information is not available in their Field Office.</p> <p>For UN Agencies: If you have cost sharing, the DAC code of your project should be the same as the donors.</p>
24.	Geographic Location of the Project (selection list)	An indication of district(s) and province(s) where the project is located and executed.

## Description of Data Fields and Data Entry Guidelines.

		<p>As each project requires individual considerations for defining its location(s), no specific guidelines can be provided. In general,</p> <ul style="list-style-type: none"> <li>• bear in mind the information requirements that a database user is assumed to have (also regarding search approach, search results)</li> <li>• having information at district level (as opposed to just provinces) constitutes a major value of this database and contributes significantly to a better inter-agency improvement.</li> <li>• avoid to declare a project as nationwide whenever possible.</li> </ul> <p>Remarks:</p> <ul style="list-style-type: none"> <li>• If the project is a national project then select the "National" check box.</li> <li>• If the project is not a national project then the provinces and districts must be chosen. To select a district a province must be selected first. By selecting a province the relevant districts for that province appear in the districts box. To multiple select districts hold the control (Ctrl) button down and click on the required districts. To add the names of the localities that the project works in, type that in manually in the localities text box provided.</li> <li>• To add another province click on the "Add Another Province" button.</li> </ul> <p>To delete a province and the selected districts click on the "Delete" button on the respective row.</p>
25.	MDG targets	<p>Select relevant Millennium Development Goals targets for the project – again, do not select too many.</p> <p>A non-applicable box is available but should only be chosen in the unlikely event that the project does not fit under any of the MDG Targets e.g. refugees.</p>

## Project Description

Project Title	Local Settlement of Refugees in Mozambique				
Donor Project Number	07/AB/MOZ/LS/400				
Mozambique Budget Project Number	07/AB/MOZ/LS/400				
Donor	UNHCR				
Project Description	<p>The total figure of the population of concern to UNHCR in Mozambique is almost 6,800 individuals. This number includes recognized refugees and asylum seekers mainly from the Great Lakes region. The policy of the Government is that refugees should reside in a camp where they receive assistance with the exception of the ones that can demonstrate they are able to take care of themselves. At the moment, some 5,000 refugees and asylum seekers are residing in Marratane refugee camp, located some 30 km from Nampula city. The 1,800 remaining are scattered urban areas in the provinces on Maputo, Nampula, Niassa, Tete and Beira.</p> <p>The main objectives of UNHCR in Mozambique in 2007 are:</p> <p>1.To promote self reliance of refugees through the implementation of income generation activities. Mainly in agriculture, animal husbandry, vocational training and micro credit. 2.To coordinate the provision of assistance to refugees in Marratane camp according to agreed international standards on SGBV, HIV/AIDS, Education, Community Services and Health sectors. 3.To promote the participation and ownership of the refugee programme by local authorities at provincial and district level.</p> <p>The project is implemented by UNHCR in partnership with the Instituto Nacional de Apoio aos Refugiados (INAR), World Vision International, World Relief International and the WFP. UNICEF, ILO and UNFPA are contributing in their areas of expertise.</p> <p>In addition, UNHCR will facilitate the voluntary repatriation of refugees, particularly to DRC, Rwanda and Burundi.</p>				
Project Internet Link	<a href="http://www.unhcr.org">www.unhcr.org</a>				
Duration	1/1/2007 - 31/12/2007				
Project Status	Ongoing				
Funding Type	Grant Off Budget (for 2007) Project				
Total Project Funding	US \$ 3.036.000				
Total Committed (UN Core Funding)	US \$ 1.518.000				
Total Disbursed	US \$ 0				
Total Disbursed until end of 2004	US \$ 0				
Undisbursed	US \$ 1.518.000				
Partners/Donors	Partner name UNHCR		Committed funds (up to date) US \$ 1.518.000		Donor Project Number 07/AB/MOZ/LS/400
Disbursements to Date (Year)	Quarter 1 2007 379.500	Quarter 2 2007 0	Quarter 3 2007 0	Quarter 4 2007 0	Total 2007 379.500
UNHCR Contact	Giovanni Lepri Telephone: 21 490242, Email: <a href="mailto:mozma@unhcr.org">mozma@unhcr.org</a>				
DAC Codes and Sector	72020 Aid to refugees (in donor country)				
Government Counterpart	Refugees				
Location <a href="#">View Map</a>	Province District NAMPULA Rapale-Nampula				
MDG's	Goal 2: Achieve universal primary education Target 3: Ensure that, by 2015, children everywhere, boys and girls alike, will be able to complete a full course of primary schooling Goal 3: Promote gender equality and empower women Target 4: Eliminate gender disparity in primary and secondary education, preferably by 2005, and to all levels of education no later than 2015 Goal 4: Reduce child mortality Target 5: Reduce by two-thirds, between 1990 and 2015, the under-five mortality rate Goal 5: Improve maternal health Target 6: Reduce by three-quarters, between 1990 and 2015, the maternal mortality ratio Goal 6: Combat HIV/AIDS, malaria and other diseases Target 7: Have halted by 2015 and begun to reverse the spread of HIV/AIDS Target 8: Have halted by 2015 and begun to reverse the incidence of malaria and other major diseases Goal 7: Ensure environmental sustainability Target 9: Integrate the principles of sustainable development into country policies and programmes and reverse the loss of environmental resources Target 10: Halve, by 2015, the proportion of people without sustainable access to safe drinking water and basic sanitation Goal 8: Develop a Global Partnership for Development Target 16: In co-operation with developing countries, develop and implement strategies for decent and productive work for youth				
Comments	UNHCR cycle is 1 year				

19

## Project Description

Project Title	Refugee Status Determination in Mozambique				
Donor Project Number	07/AB/SAO/CM/200				
Mozambique Budget Project Number	07/AB/SAO/CM/200				
Donor	UNHCR				
Project Description	<p>The total figure of the population of concern to UNHCR in Mozambique is almost 6,800 individuals. This number includes recognized refugees and asylum seekers mainly from the Great Lakes region. The policy of the Government is that refugees should reside in a camp where they receive assistance with the exception of the ones that can demonstrate they are able to take care of themselves. At the moment, some 5,000 refugees and asylum seekers are residing in Marratane refugee camp, located some 30 km from Nampula city. The 1,800 remaining are scattered urban areas in the provinces on Maputo, Nampula, Niassa, Tete and Beira.</p> <p>Only some 2,500 individuals have been recognized as refugees. The remaining individuals are pending for adjudication by the Government.</p> <p>The main objectives of this project are:</p> <ol style="list-style-type: none"> <li>1. To provide support to the Government of Mozambique in clearing the backlog of status determination applications.</li> <li>2. To strengthen the capacity of the local authorities at the borders to deal with refugees and asylum seekers according to the international refugee law.</li> </ol> <p>The project is implemented by UNHCR in partnership with the Instituto Nacional de Apoio aos Refugiados (INAR).</p>				
Project Internet Link	<a href="http://www.unhcr.org">www.unhcr.org</a>				
Duration	1/1/2007 - 31/12/2007				
Project Status	Ongoing				
Funding Type	Grant Off Budget (for 2007) Project				
Total Project Funding	US \$ 570.000				
Total Committed (UN Core Funding)	US \$ 285.000				
Total Disbursed	US \$ 0				
Total Disbursed until end of 2004	US \$ 0				
Undisbursed	US \$ 285.000				
Partners/Donors	<div> <div>Partner name UNHCR</div> <div>Committed funds (up to date) US \$ 285.000</div> <div>Donor Project Number 07/AB/SAO/CM/200</div> </div>				
Disbursements to Date (Year)	Quarter 1 2007 71.250	Quarter 2 2007 0	Quarter 3 2007 0	Quarter 4 2007 0	Total 2007 71.250
UNHCR Contact	Giovanni Lepri Telephone: 00258 21 490242, Email: <a href="mailto:mozma@unhcr.org">mozma@unhcr.org</a>				
DAC Codes and Sector	15130 Legal and judicial development				
Government Counterpart	Refugees				
Location	National				
MDG's	Goal 8: Develop a Global Partnership for Development Target 12: Develop further an open, rule-based, predictable, non-discriminatory trading and financial system (Includes a commitment to good governance, development, and poverty reduction – both nationally and internationally)				
Comments	UNHCR project cycle is 1 year.				
Last Update	14/2/2007				