



## **Full USAID Disbursements Extract 2006**

### **MTEF Forecasts 2007 - 2010**

#### **ODAmoz**

Prepared by Alexander Bohr (IDC) on basis of 1Q 2007 extract  
Financed by the European Commission



<b>Index:</b>	<b>Pages</b>
<b>1. Introduction</b>	<b>3</b>
<b>2. Overview of aggregated Donor data in ODAmoz in US\$</b>	<b>4</b>
<b>3. Charts and List of USAID's Project Disbursements including Forecasts 2007 – 2010</b>	<b>12</b>
<b>4. Glossary of Fields mentioned in Project Fact Sheets</b>	<b>15</b>
<b>5. Individual Project Fact Sheets</b>	<b>19</b>

## **Introduction:**

The purpose of this full USAID 2006 disbursements and 2007 – 2010 forecast (MTEF) extract of ODAmoz is to provide Donors and the Government of Mozambique with a greater understanding of USAID's activities in Mozambique. This exercise is part of the Donor efforts to strengthen Coordination & Harmonization in the follow up of the Paris Declaration on Aid Effectiveness and a consequence of donor reporting requirements towards the Government of Mozambique, and in special the Departamento de Investimento e Cooperação (DIC) at the Ministry of Plan and Development (MPD).

The data provided is based on the data provided by USAID in Mozambique. Completeness and exactness can only be guaranteed up to the 1<sup>st</sup> Quarter 2007 disbursement data. Forecast data is subject to own judgment of those reporting, and therefore might not always represent reality. In the case of USAID, data may be incomplete and not as detailed as required as a new internal data management system is currently being introduced.

The only sector codification allowed is the unique DAC/CRS sector classification which provides one five digit sector code per project, which should be the same in Headquarters and Field Offices. This will allow data from ODAmoz from different Donors to be compared nationally and internationally while at the same time providing a standard basis for analysis.

The same kind of report on disbursements 2006, forecasts 2007 - 2010 is available for each individual Donor participating in ODAmoz and for future quarterly reporting towards the Government of Mozambique.

Attached you will therefore find an overview of aggregated donor data per donor and Sector in ODAmoz, in US \$ (according to OE exchange rates 2007), a list of all USAID's project disbursements as well as forecasts, a glossary of all the fields that may be mentioned in the Project Fact Sheets and all USAID's projects available as Project Fact Sheets.

Please feel free to visit the ODAmoz website:

[www.odamoz.org.mz](http://www.odamoz.org.mz)

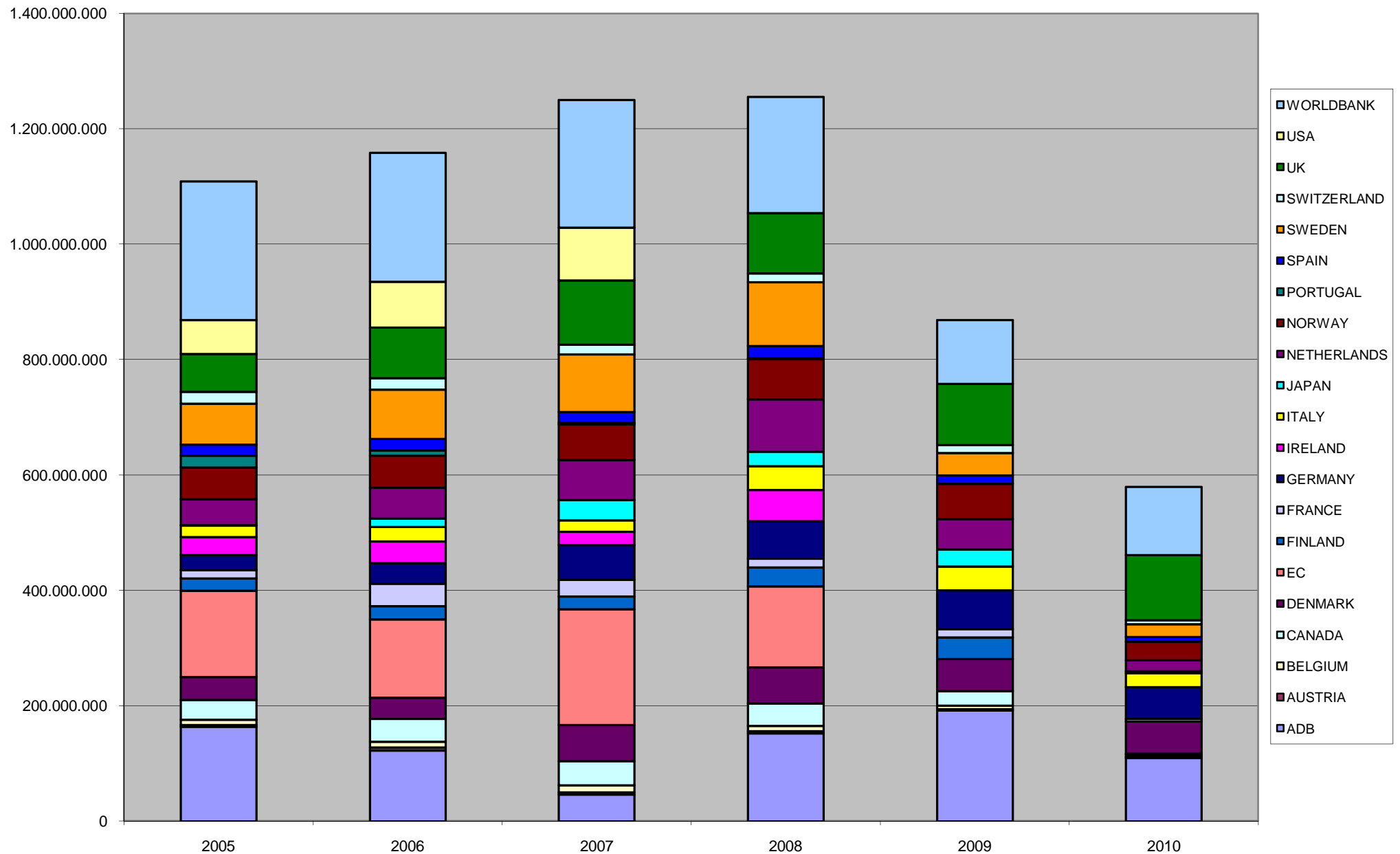
for further information.

**Exchange Rate to the US \$ used in ODAmoz, based on the  
OE 2007 Rate**

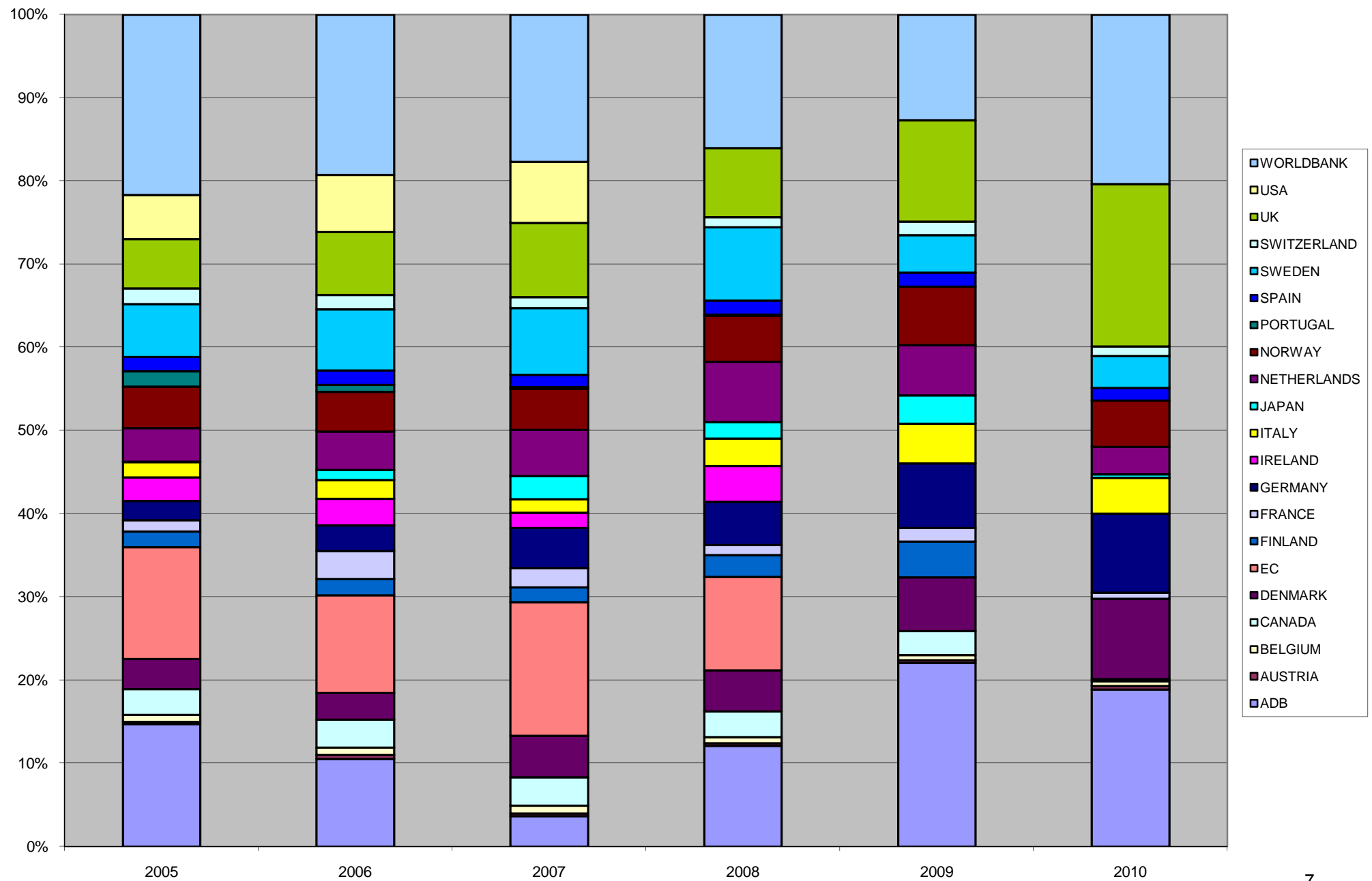
<b>Donr/ Agency</b>	<b>Local Currency</b>	<b>Exchange Rate to US\$</b>
ADB	BUA	0,69
AUSTRIA	EUR	0,88
BELGIUM	EUR	0,88
CANADA	CAD	1,22
DENMARK	DKK	6,42
EC	EUR	0,88
FINLAND	EUR	0,88
FRANCE	EUR	0,88
GERMANY	EUR	0,88
IRELAND	EUR	0,88
ITALY	EUR	0,88
JAPAN	JPY	122,05
NETHERLANDS	EUR	0,88
NORWAY	NOK	6,63
PORTUGAL	EUR	0,88
SPAIN	EUR	0,88
SWEDEN	SEK	7,85
SWITZERLAND	CHF	1,31
UK	GBP	0,58
USA	US	1
WORLDBANK	US	1
FAO	US	1
UNDP	US	1
UNESCO	US	1
UNFPA	US	1
UNHABITAT	US	1
UNHCR	US	1
UNICEF	US	1
UNIDO	US	1
WFP	US	1
WHO	US	1

Total Aid Flows of Donors/ UN Agencies 2005 - 2010 in US \$						
	2005 Total	2006 Total	2007 Total	2008 Total	2009 Total	2010 Total
<b>Donors</b>						
ADB	163.186.957	121.923.030	46.033.332	152.209.003	191.640.581	109.318.841
AUSTRIA	3.318.482	5.582.930	3.947.227	3.880.314	2.600.575	2.508.196
BELGIUM	8.971.068	10.319.635	11.642.046	9.193.184	5.568.183	3.181.819
CANADA	34.352.922	39.011.613	42.433.117	38.805.880	25.089.189	1.639.344
DENMARK	40.157.505	37.325.226	62.241.330	62.071.649	55.965.730	55.965.729
EC	148.906.247	135.618.259	201.124.761	141.013.559	0	0
FINLAND	21.363.231	22.992.772	21.804.901	32.364.058	37.580.028	0
FRANCE	14.998.610	38.968.520	29.013.229	15.250.000	14.190.375	4.312.500
GERMANY	25.617.811	35.753.765	60.141.496	65.299.337	67.329.547	55.022.918
IRELAND	31.619.344	36.906.441	23.170.199	53.948.865	0	0
ITALY	19.977.435	25.875.346	20.161.384	41.359.204	41.342.546	24.924.242
JAPAN	423.810	14.392.679	34.995.780	24.900.379	29.818.347	2.453.676
NETHERLANDS	45.122.669	53.143.831	69.419.806	90.893.319	52.199.715	19.047.841
NORWAY	54.984.284	55.402.374	61.751.783	69.334.992	61.040.225	32.277.527
PORTUGAL	20.615.444	9.586.932	2.592.327	1.750.000	0	0
SPAIN	19.276.276	20.059.494	18.259.688	21.249.937	14.662.390	8.801.136
SWEDEN	70.420.142	85.326.882	100.501.662	110.601.684	38.864.458	22.121.917
SWITZERLAND	21.007.329	19.992.367	16.362.208	15.061.070	14.175.573	6.839.696
UK	65.760.930	87.788.921	111.733.621	104.553.446	105.922.412	112.837.930
USA	58.348.343	79.337.636	91.321.037	0	0	0
WORLDBANK	240.820.000	223.405.000	221.592.000	201.480.000	110.320.000	118.130.000
<b>SUM</b>	<b>1.109.248.839</b>	<b>1.158.713.653</b>	<b>1.250.242.934</b>	<b>1.255.219.880</b>	<b>868.309.874</b>	<b>579.383.312</b>
<b>UN Agencies</b>						
FAO	4.404.106	8.331.852	7.325.129	2.925.695	0	0
UNDP	5.121.052	6.651.592	16.986.156	11.948.070	7.490.000	0
UNESCO	107.044	516.320	3.256.086	3.266.112	1.025.739	0
UNFPA	0	0	1.913.830	0	0	0
UNHABITAT	442.992	161.581	0	0	0	0
UNHCR	0	0	450.750	0	0	0
UNICEF	7.466.660	8.110.257	25.904.143	27.808.000	27.995.000	250.000
UNIDO	101.212	1.874.700	0	0	0	0
WFP	27.248.000	28.784.000	7.172.400	14.326.000	13.029.000	0
WHO	0	2.283.509	7.198.493	4.433.500	4.433.500	0
<b>SUM</b>	<b>44.891.066</b>	<b>56.713.811</b>	<b>70.206.987</b>	<b>64.707.377</b>	<b>53.973.239</b>	<b>250.000</b>

Total Aid Flows of Donors 2005 - 2010 (US-\$)



Total Aid Flows of Donors 2005 - 2010 (in %)



**Total Aid Flows of UN Agencies 2005 - 2010 (US-\$)**





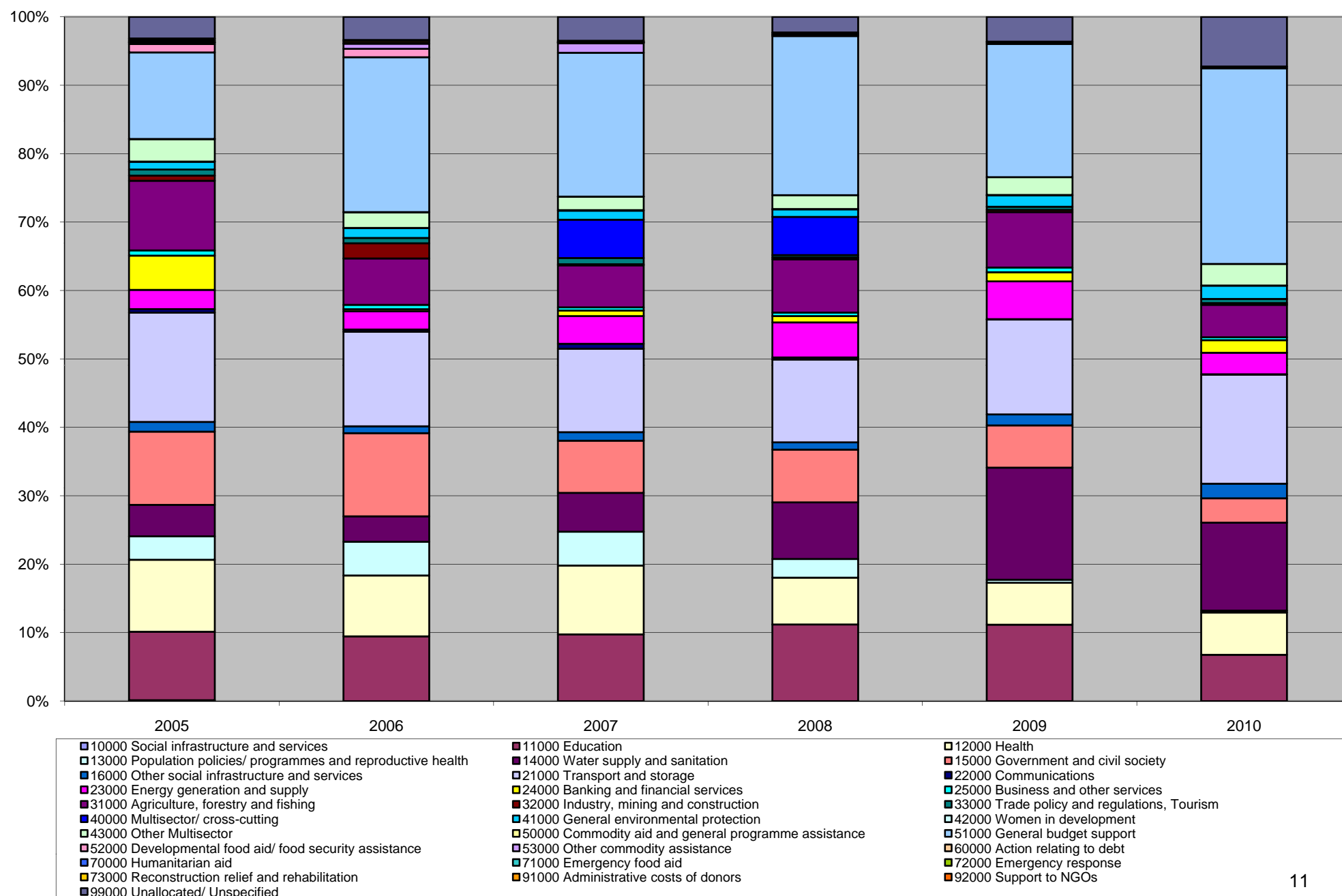
<b>Total Aid Flows to Sectors 2005 - 2010 (US-\$)</b>						
	<b>2005</b>	<b>2006</b>	<b>2007</b>	<b>2008</b>	<b>2009</b>	<b>2010</b>
10000 Social infrastructure and services	1.542.506	0	0	0	0	0
11000 Education	110.905.974	109.635.075	121.988.584	140.624.459	97.001.485	39.173.508
12000 Health	116.679.652	103.078.074	125.673.875	85.955.252	53.143.017	35.868.979
13000 Population policies/ programmes and reproductive health	38.122.826	57.087.558	61.949.540	34.131.094	3.885.628	1.639.344
14000 Water supply and sanitation	50.904.392	43.164.999	70.986.220	103.830.332	142.276.570	74.445.931
15000 Government and civil society	118.717.468	140.725.471	95.205.709	96.839.474	53.472.577	20.601.230
16000 Other social infrastructure and services	15.630.526	11.735.311	15.504.349	13.329.664	14.020.205	12.325.872
21000 Transport and storage	177.280.999	160.216.860	152.506.234	152.013.030	120.379.668	92.470.052
22000 Communications	5.775.956	3.619.835	9.051.442	3.733.197	513.099	229.008
23000 Energy generation and supply	31.008.473	30.795.842	50.740.658	64.177.763	47.971.692	18.222.930
24000 Banking and financial services	55.657.867	3.614.213	10.029.423	11.714.293	11.563.751	10.640.601
25000 Business and other services	8.492.695	7.446.936	5.762.981	6.280.470	6.002.341	2.492.212
31000 Agriculture, forestry and fishing	112.859.749	78.522.389	76.810.346	97.692.328	70.321.679	27.401.125
32000 Industry, mining and construction	8.350.105	25.543.737	1.956.855	3.560.889	2.825.950	1.508.296
33000 Trade policy and regulations, Tourism	9.815.430	9.121.712	11.359.967	4.413.130	4.031.450	3.520.000
40000 Multisector/ cross-cutting	0	0	70.000.000	70.000.000	0	0
41000 General environmental protection	12.761.234	16.587.853	16.675.934	13.798.712	14.436.530	11.239.947
42000 Women in development	100.072	400.116	871.421	583.171	432.341	130.682
43000 Other Multisector	36.493.920	26.674.564	24.672.784	25.430.448	22.604.613	18.282.294
50000 Commodity aid and general programme assistance	179.944	179.944	85.227	0	0	0
51000 General budget support	140.321.632	262.137.559	262.749.091	291.906.807	169.107.788	165.643.922
52000 Developmental food aid/ food security assistance	13.512.247	14.318.181	0	2.272.727	0	0
53000 Other commodity assistance	0	8.563.251	17.588.361	0	0	0
60000 Action relating to debt	2.674.381	0	0	0	0	0
70000 Humanitarian aid	0	1.058.093	634.191	0	0	0
71000 Emergency food aid	340.909	0	340.909	0	0	0
72000 Emergency response	151.060	0	927.273	909.091	0	0
73000 Reconstruction relief and rehabilitation	0	0	37.765	0	0	0
91000 Administrative costs of donors	2.876.253	3.531.700	1.163.286	2.631.264	2.222.173	1.526.718
92000 Support to NGOs	3.005.273	1.683.951	1.209.175	724.223	683.239	0
99000 Unallocated/ Unspecified	35.087.296	39.270.429	43.761.334	28.668.062	31.414.078	42.020.661
<b>Sum without UN</b>	<b>1.109.248.839</b>	<b>1.158.713.653</b>	<b>1.250.242.934</b>	<b>1.255.219.880</b>	<b>868.309.874</b>	<b>579.383.312</b>

**Total Aid Flows of Donors to Sectors 2005 - 2010 (US-\$)**



- |   |  |   |
|---|--|---|
| 10000 Social infrastructure and services                      | 11000 Education                                      | 12000 Health                                |
| 13000 Population policies/ programmes and reproductive health | 14000 Water supply and sanitation                    | 15000 Government and civil society          |
| 16000 Other social infrastructure and services                | 21000 Transport and storage                          | 22000 Communications                        |
| 23000 Energy generation and supply                            | 24000 Banking and financial services                 | 25000 Business and other services           |
| 31000 Agriculture, forestry and fishing                       | 32000 Industry, mining and construction              | 33000 Trade policy and regulations, Tourism |
| 40000 Multisector/ cross-cutting                              | 41000 General environmental protection               | 42000 Women in development                  |
| 43000 Other Multisector                                       | 50000 Commodity aid and general programme assistance | 51000 General budget support                |
| 52000 Developmental food aid/ food security assistance        | 53000 Other commodity assistance                     | 60000 Action relating to debt               |
| 70000 Humanitarian aid  | 71000 Emergency food aid                             | 72000 Emergency response                    |
| 73000 Reconstruction relief and rehabilitation                | 91000 Administrative costs of donors                 | 92000 Support to NGOs                       |
| 99000 Unallocated/ Unspecified                                |  |   |

Total Aid Flows of Donors to Sectors 2005 - 2010 (in %)

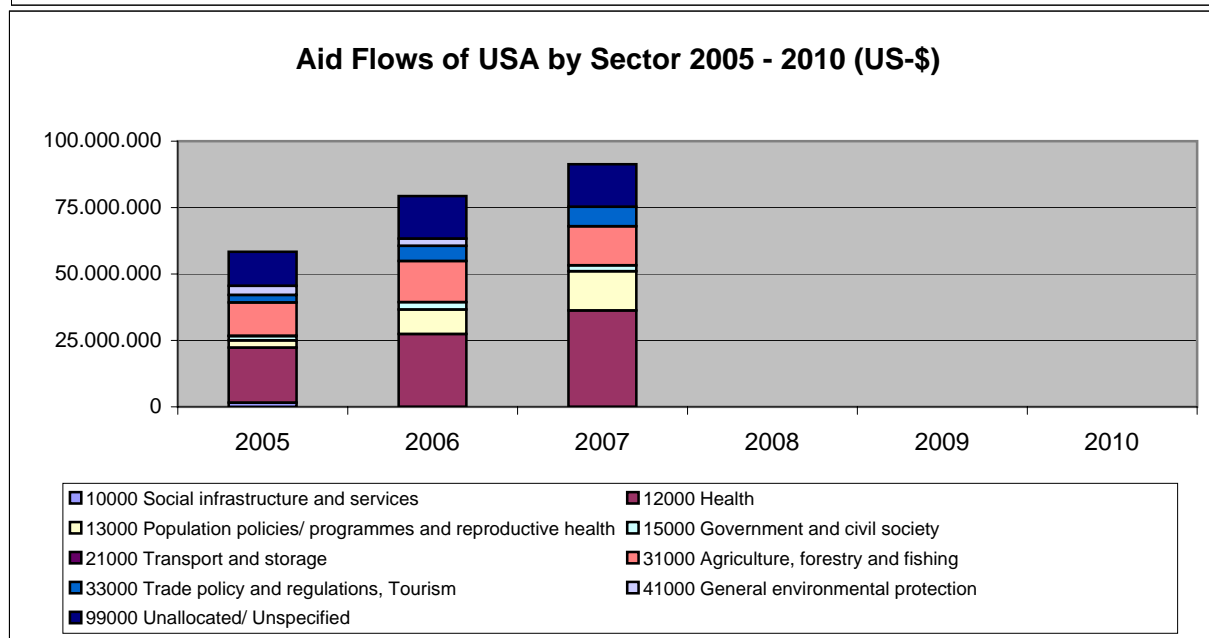
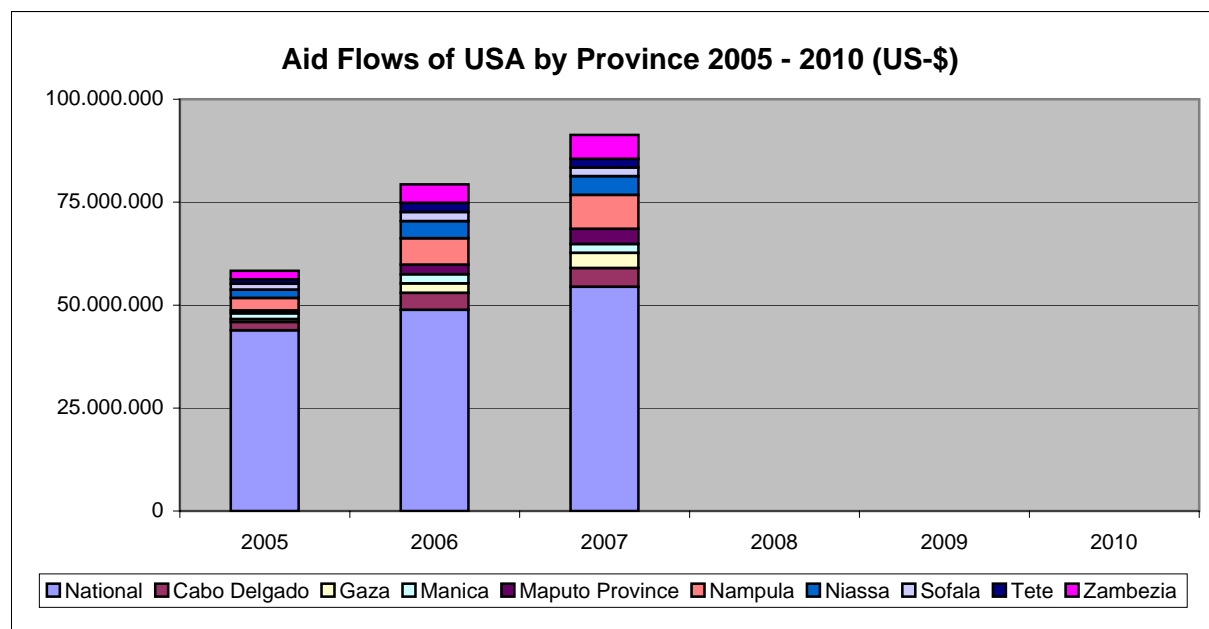


**Aid Flows of USA by Province 2005 - 2010 (US-\$)**

	<b>2005</b>	<b>2006</b>	<b>2007</b>	<b>2008</b>	<b>2009</b>	<b>2010</b>
<b>National</b>	43.882.262	48.838.021	54.454.791	0	0	0
<b>Cabo Delgado</b>	2.033.517	4.122.108	4.550.616	0	0	0
<b>Gaza</b>	675.617	2.314.585	3.699.969	0	0	0
<b>Manica</b>	1.415.765	2.218.738	2.103.630	0	0	0
<b>Maputo Province</b>	675.617	2.314.585	3699969	0	0	0
<b>Nampula</b>	3.048.968	6.436.693	8.250.585	0	0	0
<b>Niassa</b>	2.033.517	4.122.108	4.550.616	0	0	0
<b>Sofala</b>	1.415.765	2.218.738	2.103.630	0	0	0
<b>Tete</b>	1.075.931	2.218.738	2.103.630	0	0	0
<b>Zambezia</b>	2.091.382	4.533.323	5.803.599	0	0	0
<b>Sum</b>	<b>58.348.343</b>	<b>79.337.636</b>	<b>91.321.037</b>	<b>0</b>	<b>0</b>	<b>0</b>

**Aid Flows of USA by Sector 2005 - 2010 (US-\$)**

	<b>2005</b>	<b>2006</b>	<b>2007</b>	<b>2008</b>	<b>2009</b>	<b>2010</b>
<b>10000 Social infrastructure and services</b>	1.542.506	0	0	0	0	0
<b>12000 Health</b>	20.772.676	27.381.653	36.239.897	0	0	0
<b>13000 Population policies/ programmes and reproductive health</b>	2.702.468	9.258.341	14799876	0	0	0
<b>15000 Government and civil society</b>	1.603.637	2.734.528	2.214.894	0	0	0
<b>21000 Transport and storage</b>	112.833	0	0	0	0	0
<b>31000 Agriculture, forestry and fishing</b>	12.531.519	15.531.165	14.725.411	0	0	0
<b>33000 Trade policy and regulations, Tourism</b>	2.872.758	5.710.109	7.340.959	0	0	0
<b>41000 General environmental protection</b>	3.374.814	2.698.733	0	0	0	0
<b>99000 Unallocated/ Unspecified</b>	12.835.132	16.023.107	16.000.000	0	0	0
<b>Sum</b>	<b>58.348.343</b>	<b>79.337.636</b>	<b>91.321.037</b>	<b>0</b>	<b>0</b>	<b>0</b>



Donor	Project n°	Project Designation	Project Status	On/Off Budget	Funding Type	Sector	Currency	Total Amount	Total Disbursed	Undisbursed Funds	2005 Total	2006 Total	2007 Total	2008 Total	2009 Total	2010 Total
USA																
USA	656-0060	Rural Incomes Program (Project Assistance)	On Going	Off Budget	Project	31120 Agricultural development	US \$	54.585.448	28.977.915	25.607.533	7.531.519	15.531.165	14.725.411	0	0	0
USA	656-0061	Rural Incomes Program (Program Assistance)	Complete	On Budget	Budget Support	31120 Agricultural development	US \$	5.000.000	5.000.000	0	5.000.000	0	0	0	0	0
USA	656-0070	Trade and Investment Program	On Going	Off Budget	Project	33100 TRADE POLICY AND REGULATIONS	US \$	16.755.030	10.564.016	6.191.014	2.872.758	5.710.109	7.340.959	0	0	0
USA	656-0080	Health Program	On Going	Off Budget	Project	13030 Family planning	US \$	45.096.521	13.404.024	31.692.497	2.702.468	9.258.341	14.799.876	0	0	0
USA	656-0090	HIV/AIDS Program	On Going	Off Budget		12250 Infectious disease control	US \$	100.130.000	52.411.000	47.719.000	19.141.000	26.489.000	36.239.897	0	0	0
USA	656-0100	Municipal Governance Program	On Going	Off Budget		15140 Government administration	US \$	8.147.301	4.895.505	3.251.796	1.603.637	2.734.528	2.214.894	0	0	0
USA	656-0227	Democratic Initiatives	Complete	Off Budget		15100 Government and civil society, general	US \$	37.312.036	37.312.036	0	0	0	0	0	0	0
USA	656-0241	Increased Rural Incomes (Project Assistance)	Complete	Off Budget			US \$	80.145.764	80.077.157	68.607	1.359.336	0	0	0	0	0
USA	656-0243	SAÚDE+ - Upgrading & Dev Health Services	On Going	Off Budget	Project	12100 Health, general	US \$	65.960.276	64.871.918	1.088.358	1.631.676	892.653	0	0	0	0
USA	656-0244	GAIT-Growth Through Invest & Trade - PA	Complete	Off Budget	Project		US \$	12.441.910	12.292.176	149.734	1.503.650	13.142	0	0	0	0
USA	656-0245	PARTIDO	Complete	Off Budget	Project	15062 Elections	US \$	4.140.000	4.140.000	0	0	0	0	0	0	0
USA	656-0250	Program Operations & Support	On Going	Off Budget	Project		US \$	9.495.500	9.365.718	129.782	1.122.146	9.965	0	0	0	0
USA	656-0251	IRIP-Emergency Recovery	Complete	Off Budget	Project	10000 Infrastructure & social services, general	US \$	45.811.126	45.667.848	143.278	1.542.506	0	0	0	0	0
USA	656-0251	IRIP-ACT and BASE-Agric & Commercial Trade	Complete	Off Budget	Project	41050 Flood prevention/control	US \$	45.811.126	45.761.779	49.347	1.542.506	93.931	0	0	0	0
USA	656-0253	GAIT-BALLAST- Linha do Limpopo	On Going	Off Budget	Project	41050 Flood prevention/control	US \$	55.000.000	54.268.638	731.362	1.832.308	2.604.802	0	0	0	0
USA	690-0247.56	Regional Rail Systems Support Project	Complete	Off Budget	Project	21030 Rail transport	US \$	36.970.265	36.970.265	0	112.833	0	0	0	0	0
USA	TITLE II	PL 480	On Going	Off Budget	Project		US \$	40.600.000	44.600.000	-4.000.000	8.850.000	16.000.000	16.000.000	0	0	0
							Totals	663.402.303	550.579.995	112.822.308	58.348.343	79.337.636	91.321.037	0	0	0

## Description of Data Fields and Data Entry Guidelines.

1.	Donor	Name of Donor
2.	Project / Programme Title	<p><u>Content/description:</u> A short, for the general public understandable title for the project.</p> <ul style="list-style-type: none"> <li>• The primary purpose of the title is <u>not</u> to inform about the project's content, but it is to lead the user to the required, more detailed information.</li> <li>• If the 'official' title is too long (more than 40-50 characters), try to shorten it.</li> <li>• Avoid abbreviations.</li> <li>• Avoid repeating information contained in one of the other data fields, such as duration, location or partner. Include them, if required for distinction between other projects (of the same agency).</li> <li>• Exclude information on project status, -phase, or -cycle and include them in the project description.</li> </ul> <p><u>Examples:</u></p> <ul style="list-style-type: none"> <li>• NOT: "Operational trial of maternal mortality reduction through establishment of maternity waiting homes (MWH) providing access to essential obstetric care (EOC) in 2 pilot districts"</li> <li>• BUT: "Reduction of maternal mortality" (this is enough information to lead the interested user to the more detailed project data)</li> </ul>
2.1	Other UN Agency involved	Name of other UN Agency involved in the project (collaboration, cost sharing...) – <b>UN Specific Field</b>
4.	Project Number	Specific project number. EC Example: 9ACPMOZ001 – <b>For Donors: If the Project is implemented by an UN Agency please include name of UN Agency in the Project Number e.g : 9ACPMOZ001 / UNDP (NEW)</b>
5.	Mozambique Budget Project number	Field for input of the related Mozambican Project Number in the State Budget (OGE) once a project is ON-Budget. <b>IMPORTANT: Entry into this field is necessary if you want the Project to become ON-Budget. If you do not know the MZ Budget Nr please input tbd. In case it is Budget Support or Sector Support please include respective information: e.g GBS or PROAGRI (NEW)</b>
6 - 8.	Member State Project Officer – name, phone and e-mail	Either a person who directly answers questions, inquiries or feedbacks, or an administrative assistant who coordinates them.
9.	Project Internet Link	A direct web link to existing, more detailed project information on the internet (if up-to-date). If no such information is available, please leave the fields empty instead of providing a link to the Donor's homepage.

## Description of Data Fields and Data Entry Guidelines.

10.	Brief Project Description	<p>The project description preferably consists of the following information:</p> <p><b>Context:</b> Basic background information which helps (the general public) to understand the project description.</p> <ul style="list-style-type: none"> <li>• Problem to be addressed</li> <li>• Explanation on the national institutional and legal framework</li> <li>• Reference to findings of relevant reviews or evaluations.</li> </ul> <p><b>Goals/objectives:</b> The purpose or goal representing the desired result that a project or programme seeks to achieve. This can be written in a short statement covering the main objectives pursued by the project, or in a list of objectives, described in keywords. Include target groups and number of beneficiaries if the data is available and if it helps to understand the scope of the project. If goals are described by using % figures, make sure that the respective basis (100%) and the time frame are known.</p> <p><b>Implementation:</b></p> <ul style="list-style-type: none"> <li>• Key activities (main actions to achieve above described goals)</li> <li>• Explanations on cooperation and partnerships (context specific information on partner involvement; additional information to the 'partners' section)</li> </ul>
11.	Comments	Any information you want to add especially in the draft version in order for your colleagues to check e.g. on information missing.
12 – 14	Duration and status of project	The duration is the time from the actual project start- to the actual anticipated project end date, which means that delays are taken into consideration. The status of a project can be selected to be either pipeline, ongoing or completed.
15.	Funding Type	<p>Chose the project / programme's funding type:</p> <p><b>Grant or Loan;</b> A <b>grant</b> is a fund given as a gift for a specified purpose by a multilateral institution, a government, a non-governmental institution, a foundation, a company or an individual. A <b>loan</b> is a fund which must be repaid</p> <p>If it is <b>On/Off Budget</b>, meaning it appears or does not appear in the <b>current</b> Orcamento Geral do Estado OGE; <b>In order to enable this field as ON-Budget, enter relevant information in the Mozambican Budget Nr, Field Nr 5 (NEW)</b></p> <p>Whether it is <b>Budget Support, a Fundo Commun, a Project, Technical Assistance or a Study</b>. Please explicitly chose the Fundo Commun out of the available list <b>(NEW)</b></p>
16.	Total Amount	<p>The amount of <b>"TOTAL"</b> funding (up to date, in your own currency) that has been approved. A commitment is a firm obligation expressed in an agreement or equivalent contract. If the commitment is not finalized yet but you are confident of it happening, the status "pipeline" will indicate this!</p> <p>Remarks:</p> <ul style="list-style-type: none"> <li>• Zero values in the field 'committed funds' will not be displayed in reports.</li> <li>• "Own currency" values are automatically transformed into US \$ using average yearly exchange rates</li> </ul> <p><b>UN Agencies:</b> Please from now on include the full amount of your project funding without differentiating into "core". Donors Funding below is just indicative and is NOT added into the total Amount anymore <b>(NEW)</b></p>
16.1	Donors' Name and Funding	<p><b>UN Agencies only:</b> Amount of Funds received from Cost Sharing.</p> <p>In the Donor Project Number: please put in reference of the Donor Project Number if available, so that the link with the donor and UN agency can be made. <b>This information</b></p>



## Description of Data Fields and Data Entry Guidelines.

		is only indicative and will not influence anymore the Total Amount of the Project in the Database (NEW)
17.	Total Amount Disbursed up to end of 2004	The amount of project / programme funds (in your own currency) that have been paid up to end of year <b>2004</b> . This is a necessary field for historic financial data, the baseline of ODAmoz being 2005.
18.	Total Amount Disbursed	The amount of project / programme funds (in your own currency) that have been paid up to date – This field is calculated automatically
19.	Undisbursed Funds	The actual amount of funds (in your own currency) still available at current date / moment - This field is calculated automatically
20. - 21.	Quarterly Disbursements  (including Forecasts – MTEF)	<p>The amount of funds (in your own currency) paid per Quarter of the Year, from 2005 to the present Year and the forecasts for the Quarters ahead of the present Year as well as yearly totals of the Medium Term Expenditure Forecast MTEF (n + 3 years)</p> <p>Please try to estimate, if exact data not available, with the present quarter and the forecasts for future quarters and years the most important figures as requested by the Ministry of Planning/DIC for Budget Planning purposes.</p>
21.1	Government Counterpart / Codificacao Organica	The national institution that is responsible for the Agency/Donor Project on Government side. <b>A set of official Budget designations of institutions is given as a drop down field. Similar to the DAC sector, this field just allows the choice of one Beneficiary/counterpart.</b> In case of several counterparts please choose a main one or split the project accordingly. This has been included on request by DNO for budgeting purposes. See Annex II (NEW)
22.	Implementing Organization / Executing Agency	<p>The Implementing Organization can be an NGO, a ministry or any other organization in charge of implementing the project. More than one can be entered.</p> <p>Contact name, phone number and e-mail address of project coordinator should be included.</p> <p>Remarks:</p> <ul style="list-style-type: none"> <li>• To add another implementing organisation click on the "Add Another Implementing Organisation" button.</li> <li>• To delete an implementing organisation click on the "Delete" button on the respective row.</li> </ul>
23.	DAC Sector	<p><u>Context/description:</u> Area(s) of <b>core activity</b> of a project.</p> <p>As the DAC/CRS Sector codification is the only international standard useable for interagency or inter-donor statistical comparability, it is necessary to use only this type of codification. See Annex III</p> <p>The selection of only one sector is allowed. It is extremely important, that the selection reflects the official DAC/CRS codification used by the member State for reporting to the OECD. Member States should therefore request this information from their Head Quarters in case this information is not available in their Field Office.</p> <p>For UN Agencies: If you have cost sharing, the DAC code of your project should be the same as the donors.</p>
24.	Geographic Location of the Project (selection list)	An indication of district(s) and province(s) where the project is located and executed.

## Description of Data Fields and Data Entry Guidelines.

		<p>As each project requires individual considerations for defining its location(s), no specific guidelines can be provided. In general,</p> <ul style="list-style-type: none"> <li>• bear in mind the information requirements that a database user is assumed to have (also regarding search approach, search results)</li> <li>• having information at district level (as opposed to just provinces) constitutes a major value of this database and contributes significantly to a better inter-agency improvement.</li> <li>• avoid to declare a project as nationwide whenever possible.</li> </ul> <p>Remarks:</p> <ul style="list-style-type: none"> <li>• If the project is a national project then select the "National" check box.</li> <li>• If the project is not a national project then the provinces and districts must be chosen. To select a district a province must be selected first. By selecting a province the relevant districts for that province appear in the districts box. To multiple select districts hold the control (Ctrl) button down and click on the required districts. To add the names of the localities that the project works in, type that in manually in the localities text box provided.</li> <li>• To add another province click on the "Add Another Province" button.</li> </ul> <p>To delete a province and the selected districts click on the "Delete" button on the respective row.</p>
25.	MDG targets	<p>Select relevant Millennium Development Goals targets for the project – again, do not select too many.</p> <p>A non-applicable box is available but should only be chosen in the unlikely event that the project does not fit under any of the MDG Targets e.g. refugees.</p>


**Project Description**

Project Title	Rural Incomes Program (Project Assistance)				
Donor Project Number	656-0060				
Donor	USA				
Project Description	USAID/Mozambique's Rural Income Program (Project Assistance)consists of assistance in the form of direct financing of specifics inputs, such as goods and services in the form of technical assistance, training, equipment, and the provision of capital assistance in support of the Program.				
Project Internet Link	<a href="http://www.usaid.gov/mz">www.usaid.gov/mz</a>				
Duration	11/9/2003 - 30/9/2010				
Project Status	Ongoing				
Funding Type	Grant Off Budget (for 2007) Project				
Total Committed	US \$ 54.585.448				
Total Disbursed	US \$ 35.999.696				
Total Disbursed until end of 2004	US \$ 5.915.231				
Undisbursed	US \$ 18.585.752				
Disbursements to Date (Year)	<b>Quarter 1 2005</b> 926.898	<b>Quarter 2 2005</b> 1.703.155	<b>Quarter 3 2005</b> 1.539.626	<b>Quarter 4 2005</b> 3.361.840	<b>Total 2005</b> 7.531.519
	<b>Quarter 1 2006</b> 2.342.941	<b>Quarter 2 2006</b> 3.039.891	<b>Quarter 3 2006</b> 4.484.802	<b>Quarter 4 2006</b> 5.663.531	<b>Total 2006</b> 15.531.165
	<b>Quarter 1 2007</b> 3.323.859	<b>Quarter 2 2007</b> 3.697.922	<b>Quarter 3 2007</b> 3.851.815	<b>Quarter 4 2007</b> 3.851.815	<b>Total 2007</b> 14.725.411
USA Contact	Christine de Voest Telephone: +258-21352050 , Email:				
DAC Codes and Sector	31120 Agricultural development				
Location <a href="#">View Map</a>	<b>Province</b> NIASSA CABO DELGADO NAMPULA ZAMBÉZIA TETE MANICA SOFALA	<b>District</b> All Districts All Districts All Districts All Districts All Districts All Districts All Districts			
MDG's	<b>Goal 1: Eradicate extreme poverty and hunger</b> Target 1: Halve, between 1990 and 2015, the proportion of people whose income is less than one dollar a day <b>Goal 3: Promote gender equality and empower women</b> Target 4: Eliminate gender disparity in primary and secondary education, preferably by 2005, and to all levels of education no later than 2015 <b>Goal 7: Ensure environmental sustainability</b> Target 9: Integrate the principles of sustainable development into country policies and programmes and reverse the loss of environmental resources				
Comments	USAID/Mozambique's Rural Income Program aims to contribute to national efforts in overcoming and help set Mozambique on a rapid growth path in the agricultural sector through two assistance sector modalities: Project Assistance (656-0060) and Program Assistance (656-0061). Together, the combination of Project and Program Assistance will ensure that the Program of sustained rapid rural income growth is achieved.  Geographical Areas: Districts of the Provinces of Cabo Delgado, Niassa, Tete, and Nampula that are part of the Nacala Corridor market shed; districts of Manica, Sofala, and Zambezia that are part of the Beira Corridor market shed.				
Last Update	19/12/2006				

**Project Description**

Project Title	Rural Incomes Program (Program Assistance)				
Donor Project Number	656-0061				
Donor	USA				
Project Description	USAID/Mozambique's Rural Income Program (Program Assistance) consists of a generalized resource transfer, in the form of foreign exchange upon the satisfactory completion of specific conditions precedent to disbursement. The program assistance will be used to promote reforms in the agriculture sector. The program assistance will entail the provision of generalized resources to assist the Republic of Mozambique in achieving agreed-upon goals and objectives in the agriculture sector.				
Project Internet Link	<a href="http://www.usaid.gov/mz">www.usaid.gov/mz</a>				
Duration	11/9/2003 - 30/9/2006				
Project Status	Completed				
Funding Type	Grant On Budget (for 2007) Budget Support				
Total Committed	US \$ 5.000.000				
Total Disbursed	US \$ 5.000.000				
Total Disbursed until end of 2004	US \$ 0				
Undisbursed	US \$ 0				
Disbursements to Date (Year)	<b>Quarter 1 2005</b> 5.000.000	<b>Quarter 2 2005</b> 0	<b>Quarter 3 2005</b> 0	<b>Quarter 4 2005</b> 0	<b>Total 2005</b> 5.000.000
USA Contact	Christine de Voest Telephone: <b>+258-21352050</b> , Email:				
DAC Codes and Sector	31120 Agricultural development				
Location	National				
MDG's	<b>Goal 1: Eradicate extreme poverty and hunger</b> Target 1: Halve, between 1990 and 2015, the proportion of people whose income is less than one dollar a day <b>Goal 3: Promote gender equality and empower women</b> Target 4: Eliminate gender disparity in primary and secondary education, preferably by 2005, and to all levels of education no later than 2015 <b>Goal 7: Ensure environmental sustainability</b> Target 9: Integrate the principles of sustainable development into country policies and programmes and reverse the loss of environmental resources				
Comments	USAID/Mozambique's Rural Income Program aims to contribute to national efforts in overcoming and help set Mozambique on a rapid growth path in the agricultural sector through two assistance sector modalities: Project Assistance (656-0060) and Program Assistance (656-0061). Program Assistance consists of a generalized resource transfer, in the form of foreign exchange to promote reforms in the agriculture sector. Geographical Areas: Districts of the Provinces of Cabo Delgado, Niassa, Tete, and Nampula that are part of the Nacala Corridor market shed; districts of Manica, Sofala, and Zambezia that are part of the Beira Corridor market shed.				
Last Update	19/12/2006				

**Project Description**

Project Title	Trade and Investment Program													
Donor Project Number	656-0070													
Donor	USA													
Project Description	<p>Assistance under this Project will focus on three types of results:</p> <p>(1) Markets for exports expanded;</p> <p>(2) Enabling environment for exports improved;</p> <p>(3) Capacity of labor-intensive industries strengthened.</p> <p>Geographical Areas: Provinces of Cabo Delgado, Niassa, and Nampula. pemba, Quirimbas National Park, Lake Niassa, Niassa Reserve, Nacala, and Ilha de Moçambique.</p>													
Project Internet Link	<a href="http://www.usaid.gov/mz">www.usaid.gov/mz</a>													
Duration	11/9/2003 - 30/9/2010													
Project Status	Ongoing													
Funding Type	Grant Off Budget (for 2007) Project													
Total Committed	US \$ 16.755.030													
Total Disbursed	US \$ 13.947.691													
Total Disbursed until end of 2004	US \$ 1.981.149													
Undisbursed	US \$ 2.807.339													
Disbursements to Date (Year)	<b>Quarter 1 2005</b> 588.196 <b>Quarter 1 2006</b> 925.460 <b>Quarter 1 2007</b> 1.690.675	<b>Quarter 2 2005</b> 942.030 <b>Quarter 2 2006</b> 1.433.571 <b>Quarter 2 2007</b> 1.693.000	<b>Quarter 3 2005</b> 475.263 <b>Quarter 3 2006</b> 1.608.221 <b>Quarter 3 2007</b> 1.978.642	<b>Quarter 4 2005</b> 867.269 <b>Quarter 4 2006</b> 1.742.857 <b>Quarter 4 2007</b> 1.978.642	<b>Total 2005</b> 2.872.758 <b>Total 2006</b> 5.710.109 <b>Total 2007</b> 7.340.959									
USA Contact	Tim Born Telephone: +258 21352170 , Email:													
DAC Codes and Sector	33100 TRADE POLICY AND REGULATIONS													
Location  <a href="#">View Map</a>	<table><tr><td><b>Province</b></td><td><b>District</b></td></tr><tr><td>NIASSA</td><td>All Districts</td></tr><tr><td>CABO DELGADO</td><td>Cidade de Pemba</td></tr><tr><td>NAMPULA</td><td>Ilha de Mocambique</td></tr></table>						<b>Province</b>	<b>District</b>	NIASSA	All Districts	CABO DELGADO	Cidade de Pemba	NAMPULA	Ilha de Mocambique
<b>Province</b>	<b>District</b>													
NIASSA	All Districts													
CABO DELGADO	Cidade de Pemba													
NAMPULA	Ilha de Mocambique													
MDG's	<b>Goal 8: Develop a Global Partnership for Development</b> Target 18: In co-operation with the private sector, make available the benefits of new technologies, especially information and communications													
Last Update	20/12/2006													

**Project Description**

Project Title	Health Program				
Donor Project Number	656-0080				
Donor	USA				
Project Description	Assistance provided under this Program will focus on three Results: (1) Increased access to quality child survival and reproductive health services in target areas; (2) Increased demand at community level for child survival and reproductive health services; (3) More accountable policy and management.				
Project Internet Link	<a href="http://www.usaid.gov/mz">www.usaid.gov/mz</a>				
Duration	11/9/2003 - 30/9/2010				
Project Status	Ongoing				
Funding Type	Grant Off Budget (for 2007) Project				
Total Committed	US \$ 45.096.521				
Total Disbursed	US \$ 20.858.984				
Total Disbursed until end of 2004	US \$ 1.443.215				
Undisbursed	US \$ 24.237.537				
Disbursements to Date (Year)	<b>Quarter 1 2005</b> 71.234	<b>Quarter 2 2005</b> 217.297	<b>Quarter 3 2005</b> 898.989	<b>Quarter 4 2005</b> 1.514.948	<b>Total 2005</b> 2.702.468
	<b>Quarter 1 2006</b> 1.781.764	<b>Quarter 2 2006</b> 2.646.000	<b>Quarter 3 2006</b> 2.870.577	<b>Quarter 4 2006</b> 1.960.000	<b>Total 2006</b> 9.258.341
	<b>Quarter 1 2007</b> 4.295.980	<b>Quarter 2 2007</b> 3.158.980	<b>Quarter 3 2007</b> 3.672.458	<b>Quarter 4 2007</b> 3.672.458	<b>Total 2007</b> 14.799.876
USA Contact	Abuchahama Saifodine Telephone: +258 21352064 , Email: <a href="mailto:asaifodine@usaid.gov">asaifodine@usaid.gov</a>				
DAC Codes and Sector	13030 Family planning				
Location <a href="#">View Map</a>	<b>Province</b> NAMPULA ZAMBÉZIA GAZA MAPUTO	<b>District</b> All Districts All Districts All Districts All Districts			
MDG's	<b>Goal 4: Reduce child mortality</b> Target 5: Reduce by two-thirds, between 1990 and 2015, the under-five mortality rate <b>Goal 5: Improve maternal health</b> Target 6: Reduce by three-quarters, between 1990 and 2015, the maternal mortality ratio <b>Goal 6: Combat HIV/AIDS, malaria and other diseases</b> Target 7: Have halted by 2015 and begun to reverse the spread of HIV/AIDS				
Last Update	20/12/2006				

**Project Description**

Project Title	HIV/AIDS Program				
Donor Project Number	656-0090				
Donor	USA				
Project Description	The objective of the HIV/AIDS program is HIV transmission reduced and impact of the AIDS epidemic mitigated. This will be accomplished through a strategy that includes prevention, treatment, care, and support and that builds upon existing community, government, and civil society activities.				
Duration	11/9/2003 - 30/9/2010				
Project Status	Ongoing				
Funding Type	Grant Off Budget (for 2007)				
Total Committed	US \$ 100.130.000				
Total Disbursed	US \$ 76.570.500				
Total Disbursed until end of 2004	US \$ 6.781.000				
Undisbursed	US \$ 23.559.500				
Disbursements to Date (Year)	<b>Quarter 1 2005</b> 4.785.250	<b>Quarter 2 2005</b> 4.785.250	<b>Quarter 3 2005</b> 4.785.250	<b>Quarter 4 2005</b> 4.785.250	<b>Total 2005</b> 19.141.000
	<b>Quarter 1 2006</b> 6.622.250	<b>Quarter 2 2006</b> 6.622.250	<b>Quarter 3 2006</b> 6.622.250	<b>Quarter 4 2006</b> 6.622.250	<b>Total 2006</b> 26.489.000
	<b>Quarter 1 2007</b> 12.079.750	<b>Quarter 2 2007</b> 12.079.750	<b>Quarter 3 2007</b> 12.079.750	<b>Quarter 4 2007</b> 12.079.750	<b>Total 2007</b> 36.239.897
USA Contact	Linda Lou Kelley Telephone: <b>+258 21 352068</b> , Email:				
DAC Codes and Sector	12250 Infectious disease control				
Location	National				
MDG's	<b>Goal 4: Reduce child mortality</b> Target 5: Reduce by two-thirds, between 1990 and 2015, the under-five mortality rate <b>Goal 5: Improve maternal health</b> Target 6: Reduce by three-quarters, between 1990 and 2015, the maternal mortality ratio <b>Goal 6: Combat HIV/AIDS, malaria and other diseases</b> Target 7: Have halted by 2015 and begun to reverse the spread of HIV/AIDS				
Comments	This program is part of the unified U.S. Government assistance provided to Mozambique under the President's emergency Plan for AIDS Relief (PEPFAR or 'Emergency Plan'). Activities funded under the Emergency Plan are developed and implemented within the priorities of the Health Sector's National Strategic Plan to Combat HIV/AIDS/STI and the Mozambique National Strategic Plan to Combat HIV/AIDS. U.S. Government agencies involved in the Emergency Plan in Mozambique include: USAID, U.S. Centers for Disease Control and Prevention, U.S. Department of State, U.S. Department of Defense, and Peace Corps.				
Last Update	20/12/2006				

**Project Description**

Project Title	Municipal Governance Program				
Donor Project Number	656-0100				
Donor	USA				
Project Description	<p>The Municipal Governance Program will create models of democratic governance, characterized by accountable elected officials, increased civic action, more ethical public servants, and more administrative and financial capacity and autonomy.</p> <p>This program will achieve the following results:</p> <p>(1) Increased participation by citizens and civil society in target areas; and</p> <p>(2) Targeted municipal governments demonstrate more democratic decision making.</p>				
Project Internet Link	<a href="http://www.usaid.gov/mz">www.usaid.gov/mz</a>				
Duration	11/9/2003 - 30/9/2010				
Project Status	Ongoing				
Funding Type	Grant Off Budget (for 2007)				
Total Committed	US \$ 8.147.301				
Total Disbursed	US \$ 6.182.399				
Total Disbursed until end of 2004	US \$ 557.340				
Undisbursed	US \$ 1.964.902				
Disbursements to Date (Year)	<b>Quarter 1 2005</b> 397.102 <b>Quarter 1 2006</b> 497.885 <b>Quarter 1 2007</b> 733.720	<b>Quarter 2 2005</b> 454.012 <b>Quarter 2 2006</b> 878.196 <b>Quarter 2 2007</b> 553.174	<b>Quarter 3 2005</b> 437.749 <b>Quarter 3 2006</b> 718.447 <b>Quarter 3 2007</b> 464.000	<b>Quarter 4 2005</b> 314.774 <b>Quarter 4 2006</b> 640.000 <b>Quarter 4 2007</b> 464.000	<b>Total 2005</b> 1.603.637 <b>Total 2006</b> 2.734.528 <b>Total 2007</b> 2.214.894
USA Contact	Jessica Zaman Telephone: +258 21 352160 , Email: <a href="mailto:zaman@usaid.gov">zaman@usaid.gov</a>				
DAC Codes and Sector	15140 Government administration				
Location	National				
MDG's	Not Applicable				
Comments	Municipal: Nacala, Monapo, Gurué, Chimoio, Vilankulos				
Last Update	20/12/2006				



**Project Description**

Project Title	Democratic Initiatives
Donor Project Number	656-0227
Donor	USA
Project Description	Assistance to facilitate increased Mozambican understading of strategic options and related implementation requirements for democratic initiatives in the areas of multiparty elections, the institutionalization of an independent judiciary, and the decentralization of government.
Duration	27/9/1991 - 30/12/2004
Project Status	Completed
Funding Type	Grant Off Budget (for 2007)
Total Committed	US \$ 37.312.036
Total Disbursed	US \$ 37.312.036
Total Disbursed until end of 2004	US \$ 37.312.036
Undisbursed	US \$ 0
USA Contact	Sharon Carter Telephone: , Email:
DAC Codes and Sector	15100 Government and civil society, general
Location	National
MDG's	Not Applicable
Last Update	20/12/2006

**Project Description**

Project Title	Increased Rural Incomes (Project Assistance)				
Donor Project Number	656-0241				
Donor	USA				
Project Description	USAID assistance under this Project focus on three Results: (1) Increased access to markets; (2) Expansion of rural enterprises;and (3) Increased sustainable agricultural output.				
Duration	30/9/1998 - 30/12/2005				
Project Status	Completed				
Funding Type	Grant Off Budget (for 2007)				
Total Committed	US \$ 80.145.764				
Total Disbursed	US \$ 80.077.157				
Total Disbursed until end of 2004	US \$ 78.717.821				
Undisbursed	US \$ 68.607				
Disbursements to Date (Year)	<b>Quarter 1 2005</b> 629.030	<b>Quarter 2 2005</b> 294.432	<b>Quarter 3 2005</b> 350.757	<b>Quarter 4 2005</b> 85.117	<b>Total 2005</b> 1.359.336
USA Contact	Christine de Voest Telephone:        +258 21352050        , Email:				
DAC Codes and Sector					
Location ▶ <a href="#">View Map</a>	<b>Province</b> NAMPULA ZAMBÉZIA MANICA SOFALA	<b>District</b> All Districts All Districts All Districts All Districts			
MDG's	<b>Goal 1: Eradicate extreme poverty and hunger</b> Target 1: Halve, between 1990 and 2015, the proportion of people whose income is less than one dollar a day <b>Goal 3: Promote gender equality and empower women</b> Target 4: Eliminate gender disparity in primary and secondary education, preferably by 2005, and to all levels of education no later than 2015 <b>Goal 7: Ensure environmental sustainability</b> Target 9: Integrate the principles of sustainable development into country policies and programmes and reverse the loss of environmental resources				
Comments	This program has two modalities: program number 656-0241 refers to the funds that are designated for Project Assistance and program number 656-0246 designated for general budget support of the GRM's PROAGRI program.				
Last Update	20/12/2006				

**Project Description**

Project Title	SAÚDE+ - Upgrading & Dev Health Services				
Donor Project Number	656-0243				
Donor	USA				
Project Description	Assistance provided under this Program will focus on three types pf results: (1) Increased access to essential maternal and child health and family planning services; (2) Strengthened management of services; and (3) Strengthened management of decentralized health service delivery.				
Duration	30/9/1998 - 30/3/2006				
Project Status	Ongoing				
Funding Type	Grant Off Budget (for 2007) Project				
Total Committed	US \$ 65.960.276				
Total Disbursed	US \$ 64.871.918				
Total Disbursed until end of 2004	US \$ 62.347.589				
Undisbursed	US \$ 1.088.358				
Disbursements to Date (Year)	<b>Quarter 1 2005</b> 921.034 <b>Quarter 1 2006</b> 380.987	<b>Quarter 2 2005</b> 215.116 <b>Quarter 2 2006</b> 0	<b>Quarter 3 2005</b> 56.609 <b>Quarter 3 2006</b> 511.666	<b>Quarter 4 2005</b> 438.917 <b>Quarter 4 2006</b> 0	<b>Total 2005</b> 1.631.676 <b>Total 2006</b> 892.653
USA Contact	Joan LaRosa Telephone:        +258 21 352060        , Email:				
DAC Codes and Sector	12100 Health, general				
Location	National				
MDG's	<b>Goal 4: Reduce child mortality</b> Target 5: Reduce by two-thirds, between 1990 and 2015, the under-five mortality rate <b>Goal 5: Improve maternal health</b> Target 6: Reduce by three-quarters, between 1990 and 2015, the maternal mortality ratio <b>Goal 6: Combat HIV/AIDS, malaria and other diseases</b> Target 7: Have halted by 2015 and begun to reverse the spread of HIV/AIDS				
Last Update	20/12/2006				

**Project Description**

Project Title	GAIT-Growth Through Invest & Trade - PA				
Donor Project Number	656-0244				
Donor	USA				
Project Description	Under this Program USAID assistance focus on two results: (1) Increased private sector role in development of economic policy, legislation and regulations;and (2) Improved policies and facilities encourage trade and investment.				
Duration	30/9/1998 - 31/12/2006				
Project Status	Completed				
Funding Type	Grant Off Budget (for 2007) Project				
Total Committed	US \$ 12.441.910				
Total Disbursed	US \$ 12.292.176				
Total Disbursed until end of 2004	US \$ 10.775.384				
Undisbursed	US \$ 149.734				
Disbursements to Date (Year)	<b>Quarter 1 2005</b> 573.465 <b>Quarter 1 2006</b> 9.355	<b>Quarter 2 2005</b> 247.469 <b>Quarter 2 2006</b> 0	<b>Quarter 3 2005</b> 349.904 <b>Quarter 3 2006</b> 3.787	<b>Quarter 4 2005</b> 332.812 <b>Quarter 4 2006</b> 0	<b>Total 2005</b> 1.503.650 <b>Total 2006</b> 13.142
USA Contact	Tim Born Telephone: <b>+258 21352170</b> , Email:				
DAC Codes and Sector					
Location	National				
MDG's	<b>Goal 8: Develop a Global Partnership for Development</b> Target 18: In co-operation with the private sector, make available the benefits of new technologies, especially information and communications				
Last Update	13/10/2006				

**Project Description**

Project Title	PARTIDO
Donor Project Number	656-0245
Donor	USA
Project Description	The objectives of this program are: (1) Political parties to adapt internal democratic practices that reflect accountability, transparency and responsiveness to members; (2) Political parties to acquire organizational skills and capacities that enable them to compete and participate effectively in the new democratic political order; and (3) Linkages to be formed among parties and political organizations.
Duration	30/12/1998 - 30/10/2004
Project Status	Completed
Funding Type	Grant Off Budget (for 2007) Project
Total Committed	US \$ 4.140.000
Total Disbursed	US \$ 4.140.000
Total Disbursed until end of 2004	US \$ 4.140.000
Undisbursed	US \$ 0
USA Contact	Thomas Johnson Telephone: , Email:
DAC Codes and Sector	15062 Elections
Location	National
Last Update	9/2/2006

**Project Description**

Project Title	Program Operations & Support				
Donor Project Number	656-0250				
Donor	USA				
Project Description	The purpose of this Program is to finance activities that support the development and operations of the USAID/Mozambique program, in support of GRM development priorities.				
Duration	18/8/2000 - 30/3/2006				
Project Status	Ongoing				
Funding Type	Grant Off Budget (for 2007) Project				
Total Committed	US \$ 9.495.500				
Total Disbursed	US \$ 9.365.718				
Total Disbursed until end of 2004	US \$ 8.233.607				
Undisbursed	US \$ 129.782				
Disbursements to Date (Year)	<b>Quarter 1 2005</b> 771.926	<b>Quarter 2 2005</b> 75.026	<b>Quarter 3 2005</b> 243.278	<b>Quarter 4 2005</b> 31.916	<b>Total 2005</b> 1.122.146
	<b>Quarter 1 2006</b> 9.965	<b>Quarter 2 2006</b> 0	<b>Quarter 3 2006</b> 0	<b>Quarter 4 2006</b> 0	<b>Total 2006</b> 9.965
USA Contact	James Watson Telephone: <b>+258 21352190</b> , Email:				
DAC Codes and Sector					
Location	National				
MDG's	Not Applicable				
Last Update	13/10/2006				

**Project Description**

Project Title	IRIP-ACT and BASE-Agric & Commercial Trade				
Donor Project Number	656-0251				
Donor	USA				
Project Description	Activities related to the Post-Emergency Reconstruction Program				
Duration	18/8/2000 - 31/12/2005				
Project Status	Completed				
Funding Type	Grant Off Budget (for 2007) Project				
Total Committed	US \$ 45.811.126				
Total Disbursed	US \$ 45.761.779				
Total Disbursed until end of 2004	US \$ 44.125.342				
Undisbursed	US \$ 49.347				
Disbursements to Date (Year)	<b>Quarter 1 2005</b> 792.866 <b>Quarter 1 2006</b> 93.931	<b>Quarter 2 2005</b> 469.871 <b>Quarter 2 2006</b> 0	<b>Quarter 3 2005</b> 270.230 <b>Quarter 3 2006</b> 0	<b>Quarter 4 2005</b> 9.539 <b>Quarter 4 2006</b> 0	<b>Total 2005</b> 1.542.506 <b>Total 2006</b> 93.931
USA Contact	Christine de Voest Telephone:      +258 21352050      , Email:				
DAC Codes and Sector	41050 Flood prevention/control				
Location	National				
MDG's	Not Applicable				
Last Update	25/4/2006				

**Project Description**

Project Title	IRIP-Emergency Recovery				
Donor Project Number	656-0251				
Donor	USA				
Project Description	<p>In response to the floods of January to March 2000, the Emergency Roads: Building and Support Effort program will assist the Government of the Republic of Mozambique to reestablish access to and use of national and regional roads in flood-affected of the country.</p> <p>In response to the floods of Janaury to March 2000, the Emergency Recovery: Agriculture and Commercial Trade program will assist the people of the Republic of Mozambique to reestablish private agriculture, enterprise, and commercial trade networks in flood-affected areas of rural Mozambique.</p>				
Duration	1/1/2000 - 31/12/2005				
Project Status	Completed				
Funding Type	Grant Off Budget (for 2007) Project				
Total Committed	US \$ 45.811.126				
Total Disbursed	US \$ 45.667.848				
Total Disbursed until end of 2004	US \$ 44.125.342				
Undisbursed	US \$ 143.278				
Disbursements to Date (Year)	<b>Quarter 1 2005</b> 792.866	<b>Quarter 2 2005</b> 469.871	<b>Quarter 3 2005</b> 270.230	<b>Quarter 4 2005</b> 9.539	<b>Total 2005</b> 1.542.506
USA Contact	Christine de Voest Telephone: , Email:				
DAC Codes and Sector	10000 Infrastructure & social services, general				
Location	National				
Last Update	22/2/2006				



**Project Description**

Project Title	GAIT-BALLAST- Linha do Limpopo				
Donor Project Number	656-0253				
Donor	USA				
Project Description	Project assistance specifically for the Post-Emergency Reconstruction Program.				
Duration	29/8/2001 - 30/3/2006				
Project Status	Ongoing				
Funding Type	Grant Off Budget (for 2007) Project				
Total Committed	US \$ 55.000.000				
Total Disbursed	US \$ 54.268.638				
Total Disbursed until end of 2004	US \$ 49.831.528				
Undisbursed	US \$ 731.362				
Disbursements to Date (Year)	<b>Quarter 1 2005</b> 1.417.650 <b>Quarter 1 2006</b> 2.604.802	<b>Quarter 2 2005</b> 61.231 <b>Quarter 2 2006</b> 0	<b>Quarter 3 2005</b> 271.672 <b>Quarter 3 2006</b> 0	<b>Quarter 4 2005</b> 81.755 <b>Quarter 4 2006</b> 0	<b>Total 2005</b> 1.832.308 <b>Total 2006</b> 2.604.802
USA Contact	Tim Born Telephone: <b>+258 21 352170</b> , Email:				
DAC Codes and Sector	41050 Flood prevention/control				
Location	National				
MDG's	Not Applicable				
Last Update	20/12/2006				

**Project Description**

Project Title	Regional Rail Systems Support Project				
Donor Project Number	690-0247.56				
Donor	USA				
Project Description	To strengthen and enhance the capacity and operational efficiency of regional rail transport systems of Mozambique Railways, specifically CFM-Sul and CFM-Centro.				
Duration	23/8/1990 - 30/12/2005				
Project Status	Completed				
Funding Type	Grant Off Budget (for 2007) Project				
Total Committed	US \$ 36.970.265				
Total Disbursed	US \$ 36.970.265				
Total Disbursed until end of 2004	US \$ 36.857.432				
Undisbursed	US \$ 0				
Disbursements to Date (Year)	<b>Quarter 1 2005</b> 112.833	<b>Quarter 2 2005</b> 0	<b>Quarter 3 2005</b> 0	<b>Quarter 4 2005</b> 0	<b>Total 2005</b> 112.833
USA Contact	Tim Born Telephone: +258 21 352170 , Email:				
DAC Codes and Sector	21030 Rail transport				
Location	National				
Last Update	9/2/2006				

**Project Description**

Project Title	PL 480				
Donor Project Number	TITLE II				
Donor	USA				
Project Description	To provide agricultural commodities to foreign countries on behalf of the people of the United States to: (1) address famine or other urgent or extraordinary relief requirements; (2) combat malnutrition, especially in children and mothers; (3) carry out activities that attempt to alleviate the causes of hunger, mortality and morbidity; (4) promote economic and community development; (5) promote sound environmental practices; and (6) carry out feeding programs.				
Duration	1/1/2005 - 31/12/2006				
Project Status	Ongoing				
Funding Type	Grant Off Budget (for 2007) Project				
Total Committed	US \$ 40.600.000				
Total Disbursed	US \$ 52.600.000				
Total Disbursed until end of 2004	US \$ 19.750.000				
Undisbursed	US \$ -12.000.000				
Disbursements to Date (Year)	<b>Quarter 1 2005</b> 2.212.500 <b>Quarter 1 2006</b> 4.000.000 <b>Quarter 1 2007</b> 4.000.000	<b>Quarter 2 2005</b> 2.212.500 <b>Quarter 2 2006</b> 4.000.000 <b>Quarter 2 2007</b> 4.000.000	<b>Quarter 3 2005</b> 2.212.500 <b>Quarter 3 2006</b> 4.000.000 <b>Quarter 3 2007</b> 4.000.000	<b>Quarter 4 2005</b> 2.212.500 <b>Quarter 4 2006</b> 4.000.000 <b>Quarter 4 2007</b> 4.000.000	<b>Total 2005</b> 8.850.000 <b>Total 2006</b> 16.000.000 <b>Total 2007</b> 16.000.000
USA Contact	Christine de Voest Telephone: , Email:				
DAC Codes and Sector					
Location	National				
MDG's	<b>Goal 1: Eradicate extreme poverty and hunger</b> Target 1: Halve, between 1990 and 2015, the proportion of people whose income is less than one dollar a day <b>Goal 4: Reduce child mortality</b> Target 5: Reduce by two-thirds, between 1990 and 2015, the under-five mortality rate <b>Goal 5: Improve maternal health</b> Target 6: Reduce by three-quarters, between 1990 and 2015, the maternal mortality ratio				
Last Update	20/12/2006				